



## MEMORANDUM

**To:** Poudre School District

**Date:** March 6, 2023

**From:** Ethan Poole  
Data Technician 2

**Project No.:** F2434.01.001

Rebecca Wright  
Project Planner

### Re: School Choice Analysis for Poudre School District

---

This memo describes intra-district school choice patterns in Poudre School District (the District). FLO Analytics (FLO) used 2022 student data received from Poudre School District (PSD) staff to create this analysis. Initial student data were geocoded using an address attribute provided by the PSD staff. Geocoded points were then spatially joined to attendance areas within the District and a residing school assigned based on a student's grade. The resulting matrix details numbers and rates of students attending or not attending their residing school, choice rates in and out of schools, and capture rates for each attendance area. The matrix analyzes only K-12 students within the student database that PSD staff provided; it does not detail charter school, program attendance within individual schools, nor pre-K enrollment.

### Elementary Schools

The matrix reports enrollment and residence numbers for each elementary school as well as four 100 percent choice schools: Harris Elementary, Polaris Expeditionary Learning, Poudre Global Academy, and PSD Option School. Grades K to 5 were considered for elementary school analysis. Three schools are reported in the matrix but not considered for analysis within this report: Livermore, Red Feather Lakes, and Stove Prairie. Due to their low enrollment numbers and remote nature, these schools have atypical rates which are not indicative of other schools within the district.

The overall capture rate at the elementary level is 73.58 percent (Figure 1). According to the National Center for Education Statistics, in 2019 72.8 percent of students attended their assigned public school. At the individual school level, capture rates range from 46.47 to 93 percent. Schools with capture rates below the district-wide rate are Bacon, Bauder, Beattie, Bennett, Cache La Poudre, Irish, Kruse, Laurel, Linton, Livermore, Lopez, O'Dea, Olander, Putnam, Red Feather, and Timnath. The school with the lowest capture rate is Putnam Elementary with 46.47 percent. Out of a total of 340 students residing in the Putnam attendance area, only 158 attend Putnam Elementary. Putnam does have a fairly standard choice-in rate of 33.05 percent compared with other district schools. Out of a total enrollment of 236, 78 students come from outside the Putnam attendance area, with the highest number of students, 17, coming from Irish Elementary.

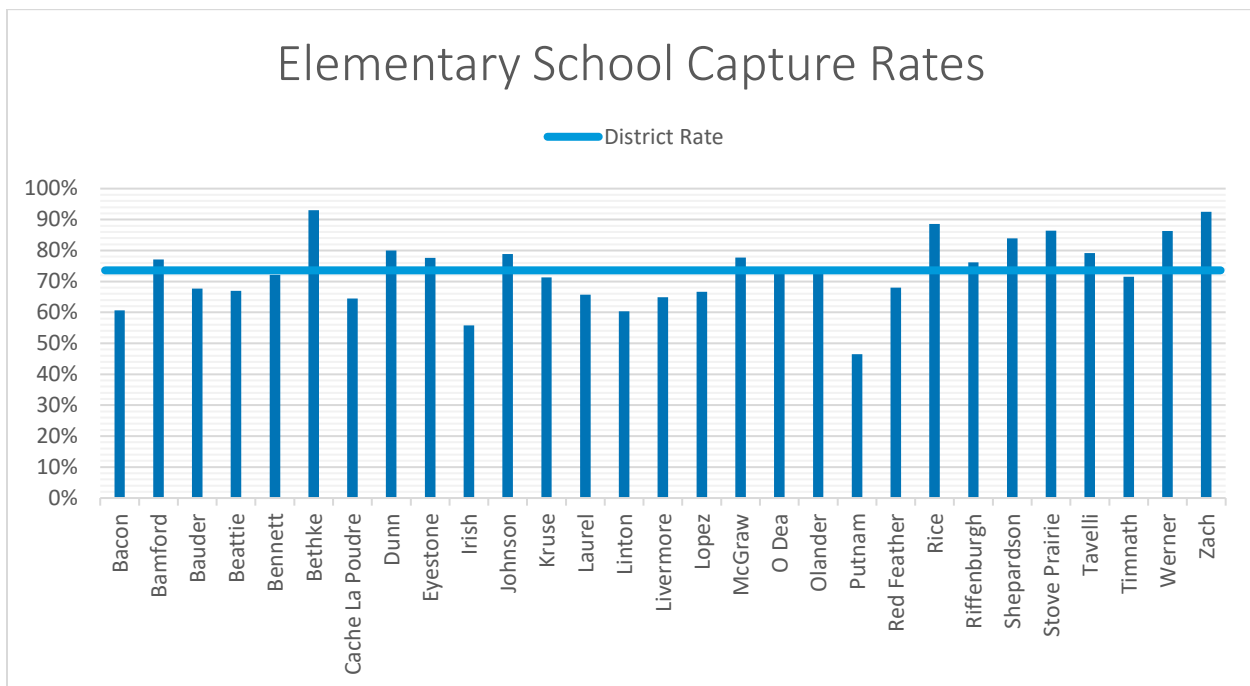
The school with the highest capture rate is Bethke Elementary with 93 percent. Out of a total of 543 students residing in the Bethke attendance area, 505 attend Bethke Elementary.

The overall elementary choice-in rate for the District, including 100 percent choice schools, is 28.28 percent. The average choice-in rate for attendance area elementary schools is 22.35 percent (Figure 2). Schools with choice-in rates above the district-wide rate are Dunn, Irish, McGraw, Olander, and Putnam. Choice-in rates at each elementary school range from 2.86 to 62.98 percent. Bethke has the lowest choice-in rate of non-mountain schools at 8.86 percent. Out of a total enrollment of 554, 49 students choice in to Bethke Elementary. The highest number of choice students, 29, comes from Timnath Elementary. As previously stated, Bethke Elementary also has the highest elementary capture rate in the District.

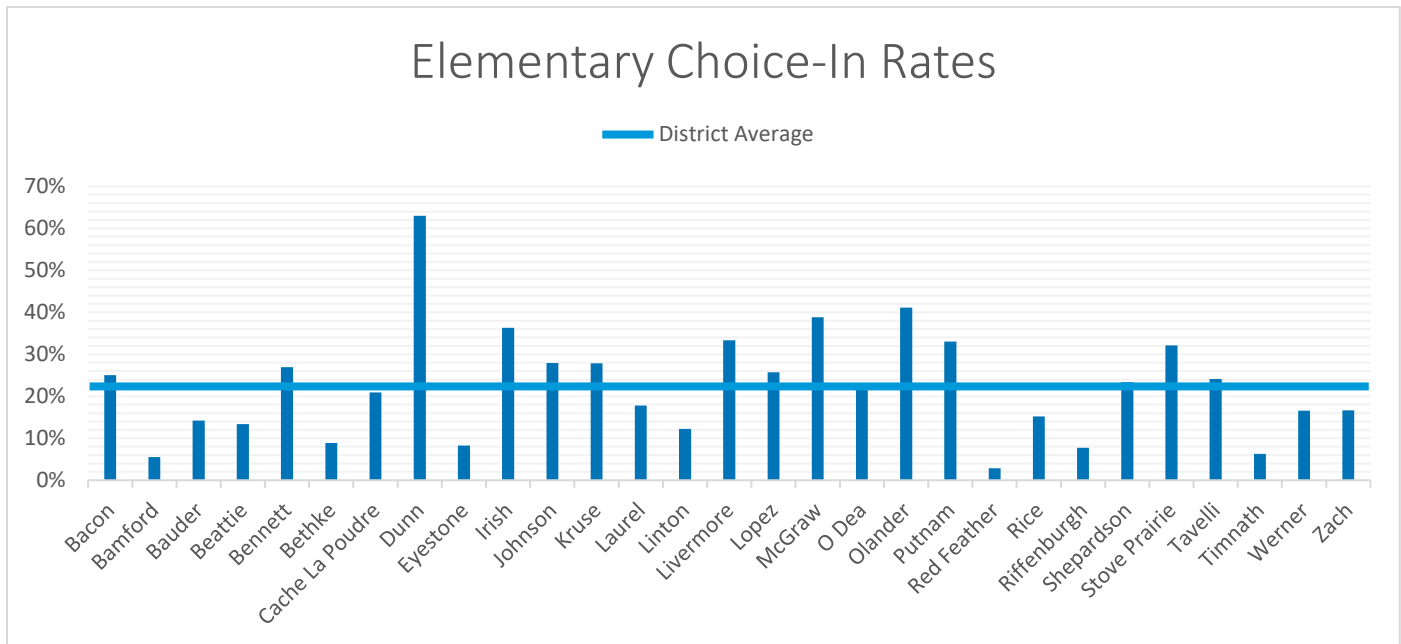
Dunn Elementary has the District’s highest elementary choice-in rate of 62.98 percent. Out of a total enrollment of 389 students, 245 students come from outside the Dunn attendance area. The largest number of choice students, 59, comes from Putnam Elementary, whose attendance area neighbors Dunn’s and whose capture rate is the lowest in the District.

There are 285 elementary students attending Poudre School District schools from outside the District. Bacon and Kruse both have the largest number of out-of-district elementary students; although, McGraw has the largest percentage, with 10.24 percent of its total enrollment coming from outside the District.

**Figure 1. Elementary School Capture Rates**



**Figure 2. Elementary Choice-In Rates**



## Middle Schools

The matrix reports enrollment and residence numbers for each middle school as well as six 100 percent choice schools: Journey Program, Kinard, Polaris Expeditionary Learning, Poudre Community, Poudre Global Academy, and PSD Options School. Grades 6-8 were considered for middle school analysis. Both Wellington and Timnath are new facilities and serve grades 6-10 in the 2022-23 school year. For the middle school section of this analysis, only grades 6-8 were considered.

The District has an overall capture rate at the middle school level of 69.30 percent. At the individual school level, capture rates range from 47.21 percent to 89.39 percent (Figure 3). Schools with capture rates below the district-wide rate are Blevins, Lincoln, and Preston. The school with the lowest capture rate is Preston, with 47.21 percent. Out of a total of 985 students residing in the Preston attendance area, only 465 attend Preston Middle School. A total of 473 students in the Preston attendance area attend nearby Kinard Core Knowledge School, a 100 percent choice school.

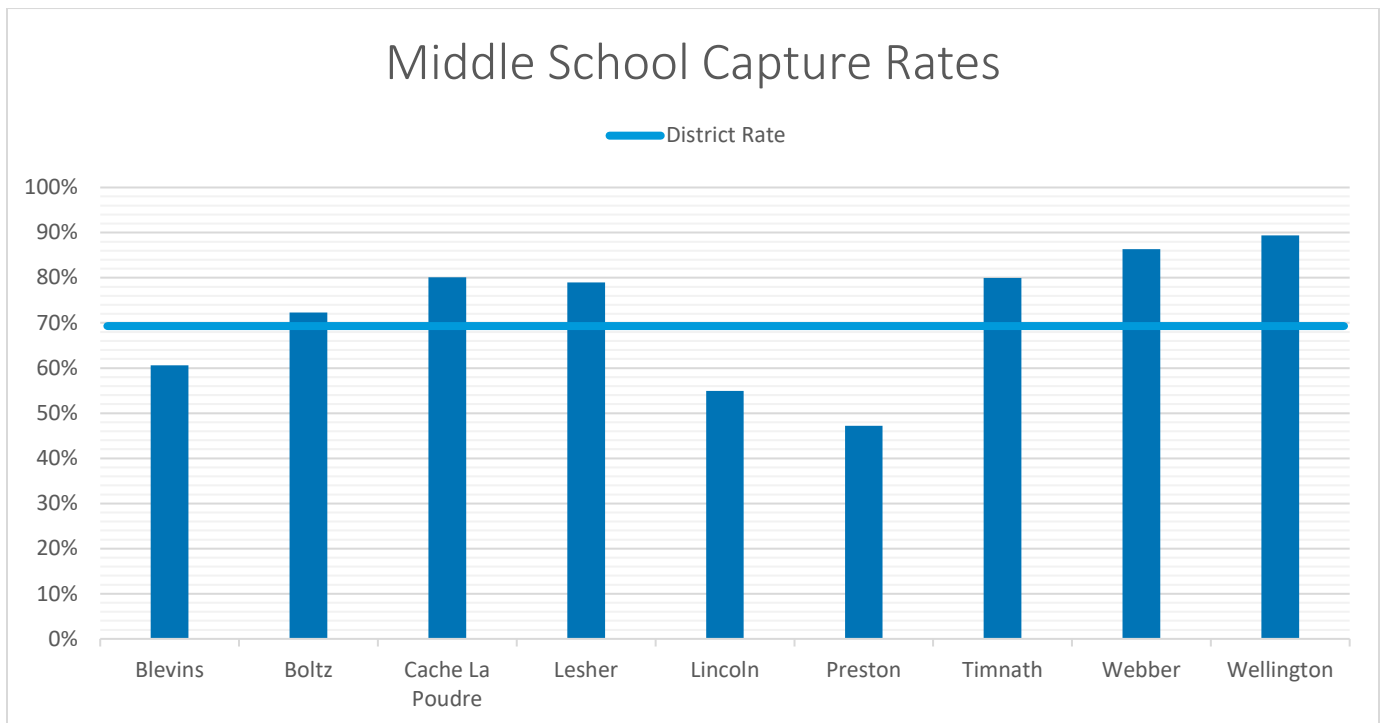
The school with the highest capture rate is Wellington Middle-High School with a total capture rate of 89.39 percent. Out of a total of 603 students residing in the Wellington attendance area, 539 attend Wellington Middle-High School.

The overall middle school choice-in rate for the District, including 100 percent-choice schools, is 32.28 percent. Schools with choice-in rates above the district-wide rate are Cache La Poudre and Leshler (Figure 4). The average choice-in rate for attendance area middle schools is 19.42 percent. Choice-in rates at each attendance area middle school range from 3.58 to 39.14 percent. Wellington Middle-High School has the District's lowest middle school choice-in rate at 3.58 percent. Out of a total of 559 students enrolled, 20 students choice in, with the largest number, 9, coming from Lincoln Middle School.

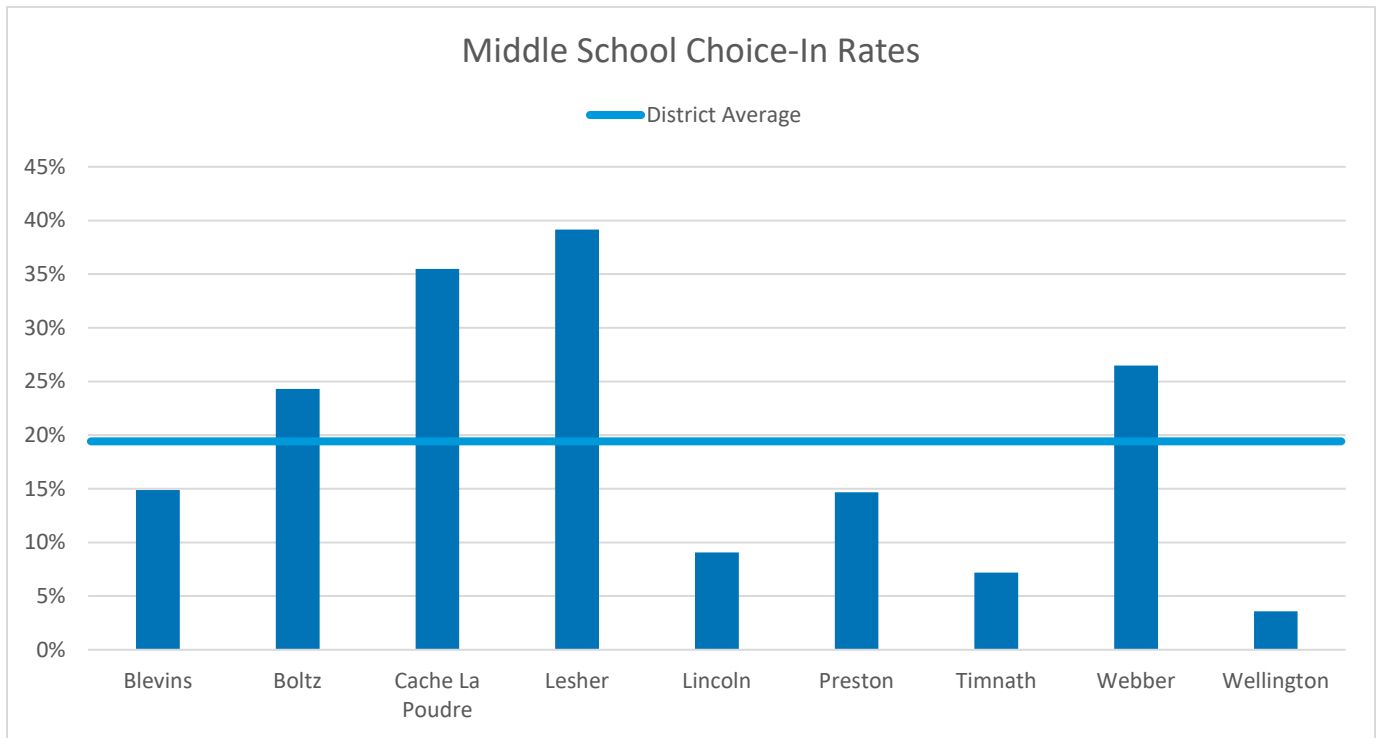
Leshar Middle School has the District's highest choice-in rate of 39.14 percent. Out of a total enrollment of 723 students, 283 come from outside the Leshar attendance area. The largest number of choice students at Leshar comes from Lincoln Middle School, whose attendance area neighbors Leshar's.

There are 140 middle school students attending Poudre School District schools from outside the District. Webber Middle School has both the largest number of out-of-district elementary students and the largest percentage, with 5.08 percent of its total enrollment coming from outside the District.

**Figure 3. Middle School Capture Rates**



**Figure 4. Middle School Choice-In Rates**



## High Schools

The matrix reports enrollment and residence numbers for each high school as well as five 100 percent choice schools: Centennial, Journey Program, Polaris Expeditionary Learning, Poudre Community, and Poudre Global Academy. Grades 9-12 were considered for high school analysis. Both Wellington and Timnath are new facilities and serve grades 6-10 in the 2022-23 school year. For this analysis only students in grades 9 and 10 were considered to be residing in the Wellington or Timnath attendance areas. Students in grade 11 and 12 were assigned to Poudre High School and Fossil Ridge, respectively.

The District has an overall capture rate at the high school level of 77.84 percent. At the individual school level, capture rates range from 58.27 percent to 85.88 percent (Figure 5). Schools with capture rates below the district-wide rate are Poudre, Timnath, and Wellington. The high school with the lowest capture rate is Timnath Middle-High School, with a capture rate of 58.27 percent. Out of a total of 544 students residing in the Timnath attendance area, only 317 attend Timnath Middle-High School. 189 students in the Timnath attendance area choice to Fossil Ridge, which is where Timnath students are assigned for grades 11 and 12.

The school with the highest capture rate is Fossil Ridge, with 85.88 percent. Out of a total of 2,004 students residing in the Fossil Ridge attendance area, 1,721 attend Fossil Ridge High School. As previously noted, the Fossil Ridge attendance area encompasses Timnath Middle-High's attendance area for grades 11 and 12.

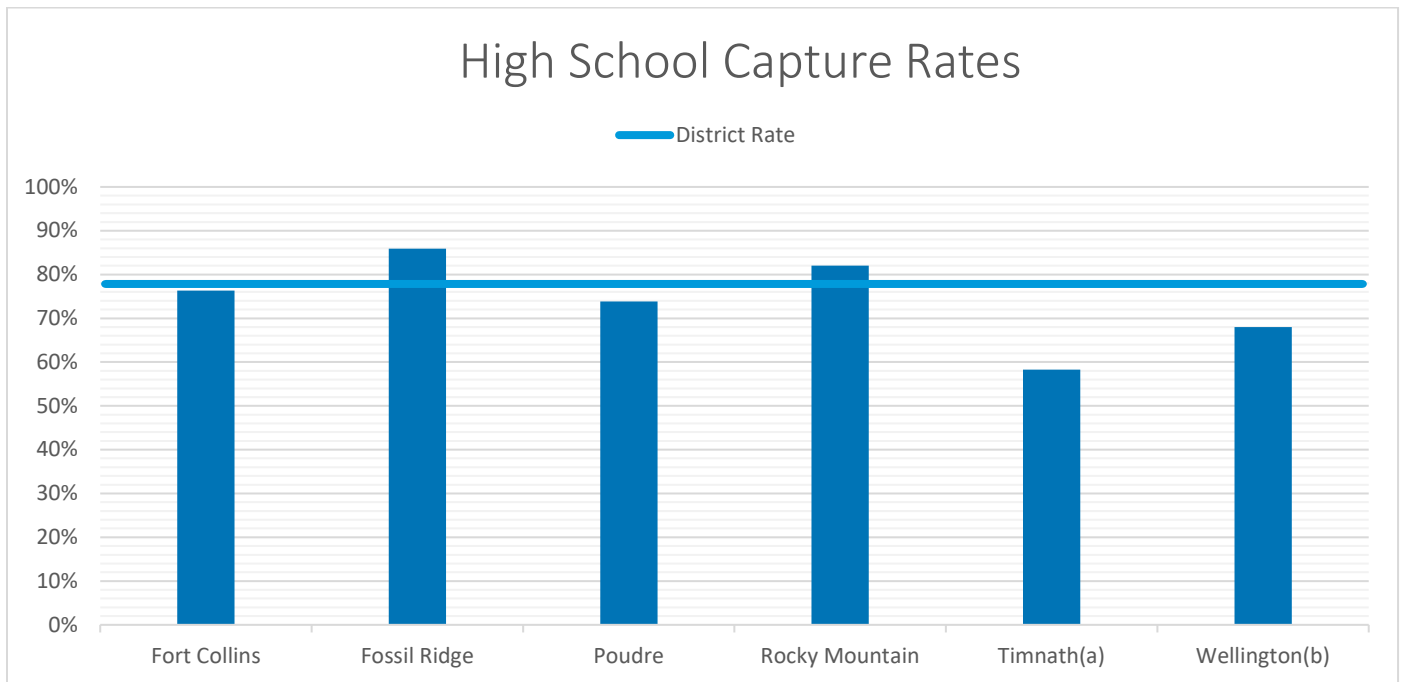
The overall high school choice-in rate for the District is 24.15 percent. At the high school level, this rate is driven primarily by the five 100 percent choice schools; all attendance area schools have choice-in rates below the district-wide rate. The average choice-in rate for attendance area high

schools is 15.30 percent (Figure 6). Choice-in rates at each attendance area high school range from 3.99 percent to 21.71 percent. Timnath Middle-High School has the District's lowest high school choice-in rate at 3.99 percent. Out of a total of 370 students enrolled, 53 students choice in, with the largest number, 22, coming from Fossil Ridge High School.

Poudre High School has the District's highest choice-in rate of 21.71 percent. Out of a total enrollment of 1,663 students, 361 come from outside the Poudre attendance area. The largest number of choice students at Poudre comes from Fort Collins High School, whose attendance area neighbors Poudre's.

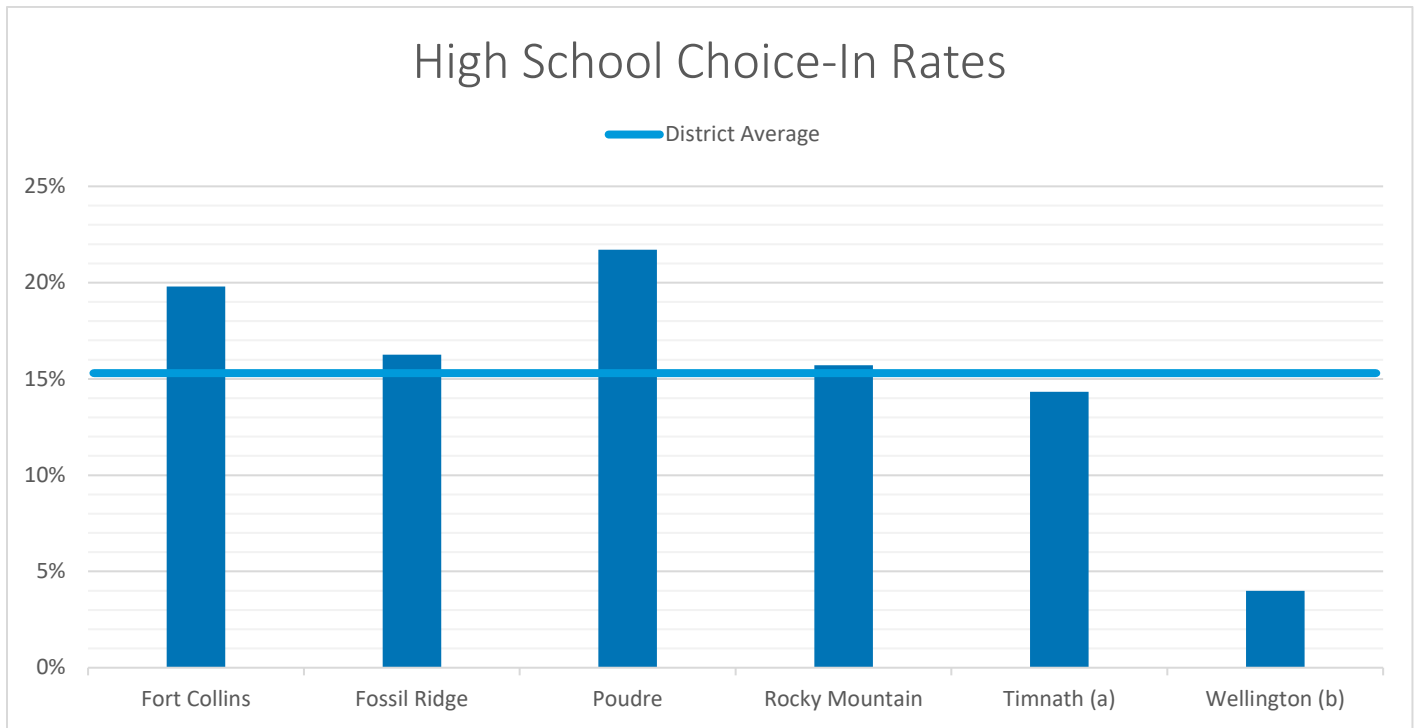
There are 233 high school students attending Poudre School District schools from outside the District. Fossil Ridge High School has the largest number of out-of-district high school students with 56 of 2,055 students coming from out of the district. Timnath Middle-High School however has the largest percentage of out-of-district high school students, with 11 of 370 students coming from out of the District.

**Figure 5. High School Capture Rates**



**Note** (a) and (b) include grades nine and ten only.

**Figure 6. High School Choice-In Rates**



**Note** (a) and (b) include grades nine and ten only.

## Attachment 1: 2022–2023 District-wide Transfer Rates

| Grade Group          | Enrollment In-District | Enrollment Out-of-District | Enrollment Total | Transfers Intra-district | Transfers Total | Transfer Rate Intra-district | Transfer Rate into Poudre School District | Transfer Rate Total |
|----------------------|------------------------|----------------------------|------------------|--------------------------|-----------------|------------------------------|---|---------------------|
| <b>K-5</b>           | 10,951                 | 285                        | 11,236           | 2,893                    | 3,178           | 26.4%                        | 2.5%                                      | 28.3%               |
| <b>6-8</b>           | 5,997                  | 140                        | 6,137            | 1,841                    | 1,981           | 30.7%                        | 2.3%                                      | 32.3%               |
| <b>9-12</b>          | 8,864                  | 233                        | 9,097            | 1,964                    | 2,197           | 22.2%                        | 2.6%                                      | 24.2%               |
| <b>District-wide</b> | <b>25,812</b>          | <b>658</b>                 | <b>26,470</b>    | <b>6,698</b>             | <b>7,356</b>    | <b>25.9%</b>                 | <b>2.5%</b>                               | <b>27.8%</b>        |

Poudre School District October 2022–23 SIS enrollment. Residence counts are based on current attendance area boundaries, as of the 2022–23 school year.



Attachment 2: 2022–2023 Elementary School Enrollment Patterns Residence-Attendance Matrix

| School of Attendance \ School of Residence | Residence Count | Bacon         | Bamford      | Bauder        | Beattie       | Bennett       | Bethke       | Cache La Poudre | Dunn          | Eyestone     | Irish         | Johnson       | Kruse         | Laurel        | Linton        | Livermore     | Lopez         | McGraw        | O Dea         | Olander       | Putnam        | Red Feather  | Rice          | Riffenburgh  |
|--|-----------------|---------------|--------------|---------------|---------------|---------------|--------------|-----------------|---------------|--------------|---------------|---------------|---------------|---------------|---------------|---------------|---------------|---------------|---------------|---------------|---------------|--------------|---------------|--------------|
| Bacon                                      | 475             | 288           | 0            | 0             | 0             | 1             | 0            | 0               | 0             | 0            | 0             | 0             | 9             | 0             | 1             | 0             | 1             | 2             | 0             | 0             | 0             | 0            | 0             | 0            |
| Bamford                                    | 332             | 13            | 256          | 0             | 2             | 0             | 14           | 0               | 0             | 0            | 0             | 0             | 0             | 0             | 6             | 0             | 0             | 0             | 1             | 0             | 1             | 0            | 0             | 0            |
| Bauder                                     | 570             | 1             | 0            | 386           | 6             | 24            | 0            | 3               | 36            | 0            | 15            | 3             | 1             | 5             | 2             | 0             | 2             | 7             | 6             | 22            | 4             | 0            | 2             | 2            |
| Beattie                                    | 357             | 2             | 0            | 4             | 239           | 4             | 0            | 0               | 5             | 0            | 4             | 23            | 3             | 2             | 0             | 0             | 20            | 3             | 10            | 13            | 0             | 0            | 0             | 0            |
| Bennett                                    | 398             | 0             | 0            | 11            | 1             | 287           | 0            | 1               | 9             | 0            | 13            | 8             | 0             | 5             | 1             | 0             | 2             | 2             | 6             | 17            | 2             | 0            | 0             | 0            |
| Bethke                                     | 543             | 3             | 3            | 0             | 0             | 0             | 505          | 0               | 1             | 0            | 0             | 0             | 3             | 0             | 0             | 0             | 0             | 2             | 0             | 0             | 0             | 0            | 0             | 1            |
| Cache La Poudre                            | 346             | 1             | 0            | 3             | 1             | 3             | 0            | 223             | 13            | 4            | 8             | 0             | 0             | 2             | 0             | 0             | 0             | 2             | 1             | 4             | 8             | 0            | 7             | 0            |
| Dunn                                       | 180             | 0             | 4            | 2             | 0             | 13            | 0            | 1               | 144           | 0            | 3             | 1             | 2             | 1             | 0             | 0             | 0             | 0             | 2             | 0             | 4             | 0            | 0             | 0            |
| Eyestone                                   | 656             | 0             | 0            | 2             | 1             | 5             | 0            | 5               | 6             | 509          | 4             | 1             | 4             | 2             | 1             | 2             | 3             | 1             | 8             | 1             | 3             | 0            | 55            | 0            |
| Irish                                      | 330             | 0             | 0            | 9             | 2             | 7             | 0            | 16              | 32            | 2            | 184           | 3             | 0             | 5             | 2             | 0             | 1             | 0             | 7             | 6             | 17            | 0            | 0             | 0            |
| Johnson                                    | 298             | 1             | 0            | 10            | 3             | 3             | 0            | 0               | 0             | 0            | 2             | 235           | 2             | 0             | 0             | 0             | 6             | 15            | 0             | 14            | 0             | 0            | 0             | 1            |
| Kruse                                      | 436             | 9             | 0            | 2             | 0             | 3             | 0            | 0               | 1             | 0            | 0             | 1             | 311           | 0             | 4             | 0             | 3             | 1             | 0             | 1             | 0             | 0            | 0             | 1            |
| Laurel                                     | 542             | 0             | 0            | 1             | 1             | 6             | 1            | 5               | 32            | 1            | 6             | 3             | 4             | 356           | 0             | 1             | 1             | 3             | 7             | 2             | 7             | 0            | 0             | 5            |
| Linton                                     | 439             | 6             | 0            | 0             | 3             | 1             | 0            | 0               | 1             | 1            | 0             | 0             | 20            | 3             | 265           | 0             | 8             | 4             | 5             | 5             | 5             | 0            | 0             | 0            |
| Livermore                                  | 37              | 0             | 0            | 1             | 0             | 0             | 0            | 2               | 2             | 0            | 0             | 0             | 0             | 0             | 0             | 24            | 0             | 0             | 0             | 0             | 0             | 0            | 4             | 0            |
| Lopez                                      | 351             | 6             | 1            | 1             | 7             | 5             | 0            | 0               | 4             | 0            | 0             | 10            | 7             | 4             | 2             | 0             | 234           | 25            | 2             | 11            | 0             | 0            | 0             | 2            |
| McGraw                                     | 292             | 0             | 0            | 1             | 2             | 2             | 0            | 0               | 0             | 0            | 2             | 4             | 1             | 1             | 0             | 0             | 7             | 227           | 0             | 12            | 1             | 0            | 0             | 0            |
| O Dea                                      | 454             | 0             | 0            | 0             | 2             | 2             | 0            | 0               | 7             | 0            | 2             | 3             | 7             | 4             | 3             | 0             | 5             | 7             | 331           | 4             | 7             | 0            | 0             | 7            |
| Olander                                    | 253             | 0             | 0            | 10            | 0             | 2             | 0            | 0               | 8             | 0            | 4             | 13            | 1             | 1             | 0             | 0             | 5             | 4             | 4             | 186           | 0             | 0            | 0             | 0            |
| Putnam                                     | 340             | 0             | 0            | 2             | 0             | 5             | 1            | 10              | 59            | 2            | 19            | 1             | 1             | 7             | 0             | 0             | 1             | 2             | 2             | 1             | 158           | 0            | 0             | 2            |
| Red Feather                                | 50              | 0             | 0            | 0             | 0             | 0             | 0            | 4               | 0             | 1            | 0             | 0             | 0             | 0             | 0             | 9             | 0             | 0             | 0             | 0             | 1             | 34           | 0             | 0            |
| Rice                                       | 436             | 0             | 0            | 0             | 1             | 1             | 0            | 2               | 0             | 12           | 3             | 0             | 3             | 1             | 0             | 0             | 0             | 0             | 5             | 0             | 2             | 0            | 386           | 0            |
| Riffenburgh                                | 580             | 2             | 0            | 0             | 1             | 6             | 1            | 1               | 6             | 0            | 0             | 0             | 4             | 9             | 3             | 0             | 4             | 6             | 6             | 2             | 1             | 0            | 0             | 442          |
| Shepardson                                 | 379             | 0             | 1            | 0             | 0             | 5             | 1            | 0               | 4             | 0            | 1             | 1             | 7             | 3             | 1             | 0             | 0             | 3             | 2             | 0             | 0             | 0            | 0             | 4            |
| Stove Prairie                              | 22              | 0             | 0            | 1             | 0             | 0             | 0            | 1               | 0             | 0            | 0             | 0             | 0             | 0             | 0             | 0             | 0             | 0             | 0             | 0             | 0             | 0            | 0             | 0            |
| Tavelli                                    | 504             | 1             | 0            | 3             | 0             | 0             | 0            | 5               | 8             | 2            | 12            | 3             | 3             | 7             | 2             | 0             | 0             | 3             | 12            | 0             | 9             | 1            | 0             | 2            |
| Timnath                                    | 544             | 9             | 4            | 0             | 1             | 0             | 29           | 0               | 5             | 1            | 0             | 0             | 3             | 11            | 1             | 0             | 2             | 1             | 2             | 0             | 5             | 0            | 0             | 2            |
| Werner                                     | 379             | 8             | 0            | 0             | 0             | 0             | 0            | 0               | 3             | 0            | 1             | 0             | 8             | 1             | 0             | 0             | 0             | 9             | 1             | 3             | 0             | 0            | 0             | 0            |
| Zach                                       | 428             | 7             | 0            | 0             | 0             | 0             | 0            | 0               | 0             | 0            | 0             | 0             | 0             | 0             | 1             | 0             | 0             | 4             | 0             | 0             | 0             | 0            | 0             | 0            |
| <b>K-5 Subtotals</b>                       | <b>10,951</b>   | <b>357</b>    | <b>269</b>   | <b>449</b>    | <b>273</b>    | <b>385</b>    | <b>552</b>   | <b>279</b>      | <b>386</b>    | <b>535</b>   | <b>283</b>    | <b>313</b>    | <b>404</b>    | <b>430</b>    | <b>295</b>    | <b>36</b>     | <b>305</b>    | <b>333</b>    | <b>420</b>    | <b>304</b>    | <b>235</b>    | <b>35</b>    | <b>454</b>    | <b>471</b>   |
| <b>Out of District</b>                     | <b>285</b>      | <b>27</b>     | <b>2</b>     | <b>1</b>      | <b>3</b>      | <b>8</b>      | <b>2</b>     | <b>3</b>        | <b>3</b>      | <b>20</b>    | <b>6</b>      | <b>13</b>     | <b>27</b>     | <b>3</b>      | <b>7</b>      | <b>0</b>      | <b>10</b>     | <b>38</b>     | <b>9</b>      | <b>12</b>     | <b>1</b>      | <b>0</b>     | <b>1</b>      | <b>8</b>     |
| <b>K-5 Totals</b>                          | <b>11,236</b>   | <b>384</b>    | <b>271</b>   | <b>450</b>    | <b>276</b>    | <b>393</b>    | <b>554</b>   | <b>282</b>      | <b>389</b>    | <b>555</b>   | <b>289</b>    | <b>326</b>    | <b>431</b>    | <b>433</b>    | <b>302</b>    | <b>36</b>     | <b>315</b>    | <b>371</b>    | <b>429</b>    | <b>316</b>    | <b>236</b>    | <b>35</b>    | <b>455</b>    | <b>479</b>   |
| <b>Transfer In Student Total</b>           | <b>3,178</b>    | <b>96</b>     | <b>15</b>    | <b>64</b>     | <b>37</b>     | <b>106</b>    | <b>49</b>    | <b>59</b>       | <b>245</b>    | <b>46</b>    | <b>105</b>    | <b>91</b>     | <b>120</b>    | <b>77</b>     | <b>37</b>     | <b>12</b>     | <b>81</b>     | <b>144</b>    | <b>98</b>     | <b>130</b>    | <b>78</b>     | <b>1</b>     | <b>69</b>     | <b>37</b>    |
| <b>Transfer In Rate</b>                    | <b>28.28%</b>   | <b>25.00%</b> | <b>5.54%</b> | <b>14.22%</b> | <b>13.41%</b> | <b>26.97%</b> | <b>8.84%</b> | <b>20.92%</b>   | <b>62.98%</b> | <b>8.29%</b> | <b>36.33%</b> | <b>27.91%</b> | <b>27.84%</b> | <b>17.78%</b> | <b>12.25%</b> | <b>33.33%</b> | <b>25.71%</b> | <b>38.81%</b> | <b>22.84%</b> | <b>41.14%</b> | <b>33.05%</b> | <b>2.86%</b> | <b>15.16%</b> | <b>7.72%</b> |

Attachment 2: 2022–2023 Elementary School Enrollment Patterns Residence-Attendance Matrix

| School of Attendance \ School of Residence | Residence Count | Shepardson    | Stove Prairie | Tavelli       | Timnath      | Werner        | Zach          | Harris         | Polaris Expeditionary Learning | Poudre Global Academy | PSD Options School | Traut          | Capture Rate  | Transfer Out Student Total | Transfer Out Rate |
|--|-----------------|---------------|---------------|---------------|--------------|---------------|---------------|----------------|--------------------------------|-----------------------|--------------------|----------------|---------------|----------------------------|-------------------|
| Bacon                                      | 475             | 2             | 0             | 0             | 0            | 9             | 32            | 4              | 0                              | 1                     | 0                  | 125            | 60.63%        | 187                        | 39.37%            |
| Bamford                                    | 332             | 0             | 0             | 0             | 3            | 2             | 6             | 2              | 0                              | 1                     | 3                  | 22             | 77.11%        | 76                         | 22.89%            |
| Bauder                                     | 570             | 0             | 0             | 2             | 0            | 3             | 0             | 18             | 12                             | 1                     | 5                  | 2              | 67.72%        | 184                        | 32.28%            |
| Beattie                                    | 357             | 6             | 0             | 0             | 0            | 4             | 0             | 6              | 2                              | 0                     | 6                  | 1              | 66.95%        | 118                        | 33.05%            |
| Bennett                                    | 398             | 3             | 0             | 1             | 0            | 1             | 0             | 11             | 11                             | 1                     | 1                  | 4              | 72.11%        | 111                        | 27.89%            |
| Bethke                                     | 543             | 0             | 0             | 0             | 5            | 2             | 4             | 0              | 0                              | 1                     | 0                  | 13             | 93.00%        | 38                         | 7.00%             |
| Cache La Poudre                            | 346             | 0             | 3             | 40            | 0            | 1             | 0             | 6              | 9                              | 3                     | 3                  | 1              | 64.45%        | 123                        | 35.55%            |
| Dunn                                       | 180             | 0             | 0             | 0             | 0            | 0             | 0             | 0              | 3                              | 0                     | 0                  | 0              | 80.00%        | 36                         | 20.00%            |
| Eyestone                                   | 656             | 2             | 0             | 11            | 0            | 2             | 4             | 6              | 2                              | 3                     | 6                  | 7              | 77.59%        | 147                        | 22.41%            |
| Irish                                      | 330             | 0             | 0             | 7             | 1            | 0             | 0             | 16             | 10                             | 2                     | 0                  | 1              | 55.76%        | 146                        | 44.24%            |
| Johnson                                    | 298             | 1             | 0             | 0             | 0            | 1             | 0             | 2              | 2                              | 0                     | 0                  | 0              | 78.86%        | 63                         | 21.14%            |
| Kruse                                      | 436             | 3             | 1             | 0             | 0            | 4             | 2             | 6              | 1                              | 1                     | 2                  | 79             | 71.33%        | 125                        | 28.67%            |
| Laurel                                     | 542             | 8             | 0             | 20            | 2            | 2             | 2             | 45             | 11                             | 4                     | 0                  | 6              | 65.68%        | 186                        | 34.32%            |
| Linton                                     | 439             | 18            | 0             | 0             | 0            | 5             | 4             | 37             | 0                              | 2                     | 3                  | 43             | 60.36%        | 174                        | 39.64%            |
| Livermore                                  | 37              | 0             | 0             | 1             | 0            | 0             | 0             | 0              | 0                              | 0                     | 3                  | 0              | 64.86%        | 13                         | 35.14%            |
| Lopez                                      | 351             | 4             | 0             | 2             | 0            | 5             | 1             | 4              | 5                              | 4                     | 1                  | 4              | 66.67%        | 117                        | 33.33%            |
| McGraw                                     | 292             | 2             | 0             | 2             | 0            | 1             | 0             | 9              | 8                              | 1                     | 0                  | 9              | 77.74%        | 65                         | 22.26%            |
| O Dea                                      | 454             | 15            | 0             | 5             | 1            | 3             | 1             | 17             | 7                              | 0                     | 0                  | 14             | 72.91%        | 123                        | 27.09%            |
| Olander                                    | 253             | 1             | 0             | 0             | 0            | 0             | 1             | 7              | 2                              | 1                     | 0                  | 3              | 73.52%        | 67                         | 26.48%            |
| Putnam                                     | 340             | 1             | 0             | 16            | 0            | 0             | 0             | 28             | 12                             | 3                     | 6                  | 1              | 46.47%        | 182                        | 53.53%            |
| Red Feather                                | 50              | 0             | 0             | 0             | 0            | 0             | 0             | 0              | 0                              | 0                     | 1                  | 0              | 68.00%        | 16                         | 32.00%            |
| Rice                                       | 436             | 0             | 0             | 6             | 0            | 0             | 1             | 2              | 1                              | 2                     | 4                  | 4              | 88.53%        | 50                         | 11.47%            |
| Riffenburgh                                | 580             | 15            | 0             | 1             | 1            | 5             | 4             | 19             | 1                              | 5                     | 3                  | 32             | 76.21%        | 138                        | 23.79%            |
| Shepardson                                 | 379             | 318           | 0             | 1             | 2            | 0             | 0             | 8              | 0                              | 0                     | 1                  | 16             | 83.91%        | 61                         | 16.09%            |
| Stove Prairie                              | 22              | 0             | 19            | 0             | 0            | 0             | 0             | 0              | 0                              | 0                     | 0                  | 1              | 86.36%        | 3                          | 13.64%            |
| Tavelli                                    | 504             | 4             | 0             | 399           | 0            | 2             | 0             | 11             | 5                              | 4                     | 1                  | 5              | 79.17%        | 105                        | 20.83%            |
| Timnath                                    | 544             | 6             | 0             | 3             | 389          | 1             | 11            | 27             | 0                              | 2                     | 4                  | 25             | 71.51%        | 155                        | 28.49%            |
| Werner                                     | 379             | 2             | 0             | 0             | 0            | 327           | 0             | 2              | 2                              | 0                     | 0                  | 12             | 86.28%        | 52                         | 13.72%            |
| Zach                                       | 428             | 0             | 0             | 2             | 0            | 2             | 396           | 1              | 0                              | 2                     | 1                  | 12             | 92.52%        | 32                         | 7.48%             |
| <b>K-5 Subtotals</b>                       | <b>10,951</b>   | <b>411</b>    | <b>23</b>     | <b>519</b>    | <b>404</b>   | <b>382</b>    | <b>469</b>    | <b>294</b>     | <b>106</b>                     | <b>44</b>             | <b>54</b>          | <b>442</b>     | <b>73.58%</b> | <b>2,893</b>               | <b>26.42%</b>     |
| <b>Out of District</b>                     | <b>285</b>      | <b>4</b>      | <b>5</b>      | <b>7</b>      | <b>11</b>    | <b>10</b>     | <b>6</b>      | <b>5</b>       | <b>2</b>                       | <b>18</b>             | <b>8</b>           | <b>5</b>       |               | <b>285</b>                 |                   |
| <b>K-5 Totals</b>                          | <b>11,236</b>   | <b>415</b>    | <b>28</b>     | <b>526</b>    | <b>415</b>   | <b>392</b>    | <b>475</b>    | <b>299</b>     | <b>108</b>                     | <b>62</b>             | <b>62</b>          | <b>447</b>     |               | <b>3,178</b>               |                   |
| <b>Transfer In Student Total</b>           | <b>3,178</b>    | <b>97</b>     | <b>9</b>      | <b>127</b>    | <b>26</b>    | <b>65</b>     | <b>79</b>     | <b>299</b>     | <b>108</b>                     | <b>62</b>             | <b>62</b>          | <b>447</b>     |               |                            |                   |
| <b>Transfer In Rate</b>                    | <b>28.28%</b>   | <b>23.37%</b> | <b>32.14%</b> | <b>24.14%</b> | <b>6.27%</b> | <b>16.58%</b> | <b>16.63%</b> | <b>100.00%</b> | <b>100.00%</b>                 | <b>100.00%</b>        | <b>100.00%</b>     | <b>100.00%</b> |               |                            |                   |

Attachment 3: 2022–2023 Middle School Enrollment Patterns Residence-Attendance Matrix

| School of Attendance \ School of Residence | Residence Count | Blevins | Boltz  | Cache La Poudre | Lesher | Lincoln | Preston | Timnath | Webber | Wellington | Journey Program | Kinard  | Polaris Expeditionary Learning | Poudre Community | Poudre Global Academy | PSD Options School | Capture Rate | Transfer Out Student Total | Transfer Out Rate | Transfer Out Rate |
|--|-----------------|---------|--------|-----------------|--------|---------|---------|---------|--------|------------|-----------------|---------|--------------------------------|------------------|-----------------------|--------------------|--------------|----------------------------|-------------------|-------------------|
| Blevins                                    | 708             | 429     | 23     | 7               | 63     | 15      | 1       | 1       | 118    | 1          | 0               | 13      | 27                             | 1                | 6                     | 3                  | 60.59%       | 279                        | 39.41%            | 39.41%            |
| Boltz                                      | 607             | 6       | 439    | 0               | 36     | 1       | 15      | 5       | 13     | 1          | 0               | 77      | 4                              | 0                | 7                     | 3                  | 72.32%       | 168                        | 27.68%            | 27.68%            |
| Cache La Poudre                            | 261             | 2       | 2      | 209             | 12     | 11      | 1       | 2       | 1      | 4          | 0               | 3       | 6                              | 0                | 5                     | 3                  | 80.08%       | 52                         | 19.92%            | 100.00%           |
| Lesher                                     | 557             | 7       | 26     | 1               | 440    | 4       | 5       | 8       | 2      | 1          | 0               | 38      | 10                             | 1                | 12                    | 2                  | 78.99%       | 117                        | 21.01%            | 21.01%            |
| Lincoln                                    | 896             | 34      | 41     | 88              | 126    | 492     | 4       | 10      | 12     | 9          | 3               | 12      | 44                             | 4                | 17                    | 0                  | 54.91%       | 404                        | 45.09%            | 45.09%            |
| Preston                                    | 985             | 0       | 8      | 1               | 7      | 2       | 465     | 14      | 5      | 0          | 0               | 473     | 7                              | 0                | 3                     | 0                  | 47.21%       | 520                        | 52.79%            | 52.79%            |
| Timnath                                    | 759             | 0       | 10     | 0               | 14     | 2       | 28      | 607     | 0      | 1          | 0               | 87      | 2                              | 1                | 6                     | 1                  | 79.97%       | 152                        | 20.03%            | 100.00%           |
| Webber                                     | 621             | 15      | 13     | 0               | 10     | 4       | 3       | 0       | 536    | 1          | 0               | 22      | 14                             | 0                | 3                     | 0                  | 86.31%       | 85                         | 13.69%            | 13.69%            |
| Wellington                                 | 603             | 3       | 5      | 15              | 4      | 7       | 3       | 4       | 5      | 539        | 0               | 6       | 3                              | 1                | 6                     | 2                  | 89.39%       | 64                         | 10.61%            | 10.61%            |
| 6-8 Subtotals                              | 5,997           | 496     | 567    | 321             | 712    | 538     | 525     | 651     | 692    | 557        | 3               | 731     | 117                            | 8                | 65                    | 14                 | 69.30%       | 1,841                      | 30.70%            | 44.31%            |
| Out of District                            | 140             | 8       | 13     | 3               | 11     | 3       | 20      | 3       | 37     | 2          | 1               | 17      | 5                              | 0                | 15                    | 2                  |              | 140                        |                   |                   |
| 6-8 Totals                                 | 6,137           | 504     | 580    | 324             | 723    | 541     | 545     | 654     | 729    | 559        | 4               | 748     | 122                            | 8                | 80                    | 16                 |              | 1,981                      |                   |                   |
| Transfer In Student Total                  | 1,981           | 75      | 141    | 115             | 283    | 49      | 80      | 47      | 193    | 20         | 4               | 748     | 122                            | 8                | 80                    | 16                 |              |                            |                   |                   |
| Transfer In Rate                           | 32.28%          | 14.88%  | 24.31% | 35.49%          | 39.14% | 9.06%   | 14.68%  | 7.19%   | 26.47% | 3.58%      | 100.00%         | 100.00% | 100.00%                        | 100.00%          | 100.00%               | 100.00%            |              |                            |                   |                   |

**Attachment 4: 2022–2023 High School Enrollment Patterns Residence-Attendance Matrix**

| <b>School of Attendance \ School of Residence</b> | <b>Residence Count</b> | <b>Fort Collins</b> | <b>Fossil Ridge</b> | <b>Poudre</b> | <b>Rocky Mountain</b> | <b>Timnath</b> | <b>Wellington</b> | <b>Centennial</b> | <b>Journey Program</b> | <b>Polaris Expeditionary Learning</b> | <b>Poudre Community</b> | <b>Poudre Global Academy</b> | <b>Capture Rate</b> | <b>Transfer Out Student Total</b> | <b>Transfer Out Rate</b> |
|---|------------------------|---------------------|---------------------|---------------|-----------------------|----------------|-------------------|-------------------|------------------------|---------------------------------------|-------------------------|------------------------------|---------------------|-----------------------------------|--------------------------|
| <b>Fort Collins</b>                               | 2,001                  | 1,527               | 55                  | 130           | 110                   | 13             | 1                 | 49                | 2                      | 32                                    | 46                      | 36                           | 76.31%              | 474                               | 23.69%                   |
| <b>Fossil Ridge</b>                               | 2,004                  | 126                 | 1,721               | 15            | 56                    | 22             | 0                 | 16                | 0                      | 13                                    | 22                      | 13                           | 85.88%              | 283                               | 14.12%                   |
| <b>Poudre</b>                                     | 1,763                  | 112                 | 14                  | 1,302         | 92                    | 4              | 4                 | 37                | 6                      | 42                                    | 110                     | 40                           | 73.85%              | 461                               | 26.15%                   |
| <b>Rocky Mountain</b>                             | 2,127                  | 72                  | 17                  | 108           | 1,744                 | 0              | 2                 | 22                | 5                      | 59                                    | 57                      | 41                           | 81.99%              | 383                               | 18.01%                   |
| <b>Timnath<sup>(a)</sup></b>                      | 544                    | 19                  | 189                 | 2             | 9                     | 317            | 1                 | 0                 | 0                      | 0                                     | 2                       | 5                            | 58.27%              | 227                               | 41.73%                   |
| <b>Wellington<sup>(b)</sup></b>                   | 425                    | 20                  | 3                   | 84            | 8                     | 3              | 289               | 5                 | 1                      | 2                                     | 7                       | 3                            | 68.00%              | 136                               | 32.00%                   |
| <b>9-12 Subtotals</b>                             | 8,864                  | 1,876               | 1,999               | 1,641         | 2,019                 | 359            | 297               | 129               | 14                     | 148                                   | 244                     | 138                          | 77.84%              | 1,964                             | 22.16%                   |
| <b>Out of District</b>                            | 233                    | 28                  | 56                  | 22            | 50                    | 11             | 4                 | 12                | 0                      | 8                                     | 16                      | 26                           |                     | 233                               |                          |
| <b>9-12 Totals</b>                                | 9,097                  | 1,904               | 2,055               | 1,663         | 2,069                 | 370            | 301               | 141               | 14                     | 156                                   | 260                     | 164                          |                     | 2,197                             |                          |
| <b>Transfer In Student Total</b>                  | 2,197                  | 377                 | 334                 | 361           | 325                   | 53             | 12                | 141               | 14                     | 156                                   | 260                     | 164                          |                     |                                   |                          |
| <b>Transfer In Rate</b>                           | 24.15%                 | 19.80%              | 16.25%              | 21.71%        | 15.71%                | 14.32%         | 3.99%             | 100.00%           | 100.00%                | 100.00%                               | 100.00%                 | 100.00%                      |                     |                                   |                          |

(a) Grades 9 and 10 only. Students residing in the Timnath attendance area are assigned to Fossil Ridge for grades 11 and 12.

(b) Grades 9 and 10 only. Students residing in the Wellington attendance area are assigned to Poudre High School for grades 11 and 12.