

Kindergarten, Here We Come!


A Poudre School District Guide
to Entering Kindergarten



psdschools.org/department/early-childhood

 PSD Early Childhood

© 2017 Poudre School District



POUDRE SCHOOL DISTRICT
Early Childhood
EDUCATION PROGRAM

Table of Contents

Section One: School Selection and Registration

Letter to Families	1
School Choice in Poudre School District	2
Kindergarten Transition Timeline	3
Going to Kindergarten FAQ	5
School Registration	6
Registered for Kindergarten... Now What???	7

Section Two: Kindergarten Readiness - Parent Pages

How to Use the Parent and Child Pages	8
Choosing a School	9
School Visit Worksheet	11
Preparing for a Successful Transition to Kindergarten ...	15
Learning at Home	16
Key People at School	18
Important Numbers to Know	31
Map of Schools	32

Section Three: Child Pages

Look What I Can Do!	19
All About Me	21
Ernie Coloring Pages	25

Please contact the PSD Early Childhood Program at Fullana Learning Center with questions or to seek support in how to use this handbook: **(970) 490-3160**

Letter to Families

Esteemed parents, teachers, paras, family mentors, and partners,

Every transition counts! Every time we give tummy time to an infant to strengthen left and right neck muscles, we are working on transitions that lead to school readiness. Every time we ask a question when we read aloud together, we are working on transitions that lead to school readiness. Transition to Kindergarten is not a one-time event. It is something that we work towards together from before birth until that night before they walk into their classroom! Congratulations on all the successful steps you have already taken.

Please use this transition notebook this year before your child goes to Kindergarten to guide you. It will help you consider questions such as, "how can I learn more about Kindergarten options in PSD?" Later this school year, you will receive a list of the Kindergarten Open Houses and Informational Nights hosted by each school. You can find your home school on the psdschools.org home page under the tab **schools/programs**. Kindergarten registration for your child is February 8, 2018. You must register for Kindergarten at your home school. Elementary School of Choice forms are due at the same time if you want to consider schools other than your home school. If your child has identified needs, you may receive information indicating that your child should be registered at one of the Integrated Services school centers for specialized services. If so, it is important that you register for Kindergarten at that school.



I know this year will generate many questions, and your 3-5 Family Mentor, PSD preschool teacher, or child care center teacher is a good place to start getting answers. Please also contact any of the staff here at Fullana Learning Center for further information and assistance. Congratulations in advance for your smooth transition to Kindergarten!

Regards,

Carolyn Martin
Director of Early Childhood Education
(970) 490-3195
carolynm@psdschools.org

School Choice in PSD

PSD's School Choice program allows families to select the school that best meets their child's educational needs, based on space availability.

If you're interested in the school choice options:

- 1. Research your options.**
PSD offers a variety of learning paths that include International Baccalaureate, Hands On Learning and Core Knowledge. All schools teach board approved curriculum that adheres to the Colorado Academic Standards.
- 2. Fill out the online School of Choice Application.**
- 3. Communicate with the school regarding status and acceptance of the application.**

For more information, follow this link: www.psdschools.org/academics/educational-choices/school-choice



Kindergarten Transition Timeline

Done!



When you've finished a task, color in the circles with your child. This will help start the conversations about kindergarten.

Every Month!

Read to your child each day.

Done!

August

Establish a schedule at home, time to wake up, time to go to sleep. See Preparing for a Successful Transition to Kindergarten for tips.

Done!

September

Foster independence in your child's daily routine, such as bathroom skills, being responsible for backpack and coat, selecting what to wear.

Done!

October

Talk to your preschool teacher about the skills your child needs to strengthen before kindergarten. Talk to your child about kindergarten and going to elementary school.

Done!

November

Find out more about your neighborhood school and others in Poudre School District. To find your neighborhood school visit www.psdschools.org/school-resources/school-locator. Make a list of schools you plan to visit before kindergarten registration.

Done!

December

Look for the district-wide Kindergarten Information Night flyer in your mail. If your child has identified needs, PSD's Integrated Services Department may communicate with you about your child attending a Center Services school, also in December or January.

Done!

January

Attend the district Kindergarten Information Nights to learn about school choices for your child. Refer to the district-wide Kindergarten Information night flyer, which was mailed to you in December. If your child has identified needs and will be attending a Center Services school, attend the transition meeting that will be set up for you.

Done!

January

Make sure well child check and vaccinations are up to date.

Done!

Beginning in January and continuing . . .

Practice skills that need to be strengthened before kindergarten. Refer to the Learning at Home pages and the Child pages in this handbook.

Done!

Kindergarten Transition Timeline

continued

Done!



Before the February deadline

Done!

If your child will not be attending your neighborhood school or a Special Education Center Services school, fill out a School Choice Application, which can be found online at www.psdschools.org/academics/educational-choices

There is also more information about school of choice in the School Registration section of this handbook.

April

Done!

Find out if your school will be doing any special events this summer.

May

Done!

Check with your child's school about their back to school schedule so you can plan accordingly (not all kindergarten classes start on the same day as outlined by the PSD district calendar).

February

Done!

Register for kindergarten at your neighborhood school, even if you have put in an application for school choice. If your child with identified needs will attend a Center Services school, register for Kindergarten at that school.

May – July

Done!

Make the trip from your home to your child's school once or twice. Time how long the trip takes and plan what time you'll need to leave each morning to be on time. Play on the playground together while you're at the school.

March

Done!

Visit the school where your child will be attending kindergarten, take a tour of the building, and introduce yourself to the principal. Get information about transportation options to and from your child's school (if you applied for school choice you will be responsible for transportation.)

May, June, July

Done!

Take your child to the public library for summer activities.

July – August

Done!

Buy school supplies – check local stores for school supply lists.

Going to Kindergarten Frequently Asked Questions

What do I need to bring to kindergarten registration?

Bring your child's:

- Birth certificate (original or certified copy preferred)
- Emergency contact information
- Immunization records
- Enrollment forms (found on the PSD website)
- Proof of residency

What immunizations are required for kindergarten enrollment?

Vaccine	Shots	Notes
DTP/DTaP/DT/Td	5	may enter with 4 doses if #4 was given at/after age 4. ("P" pertussis is not required when age 7 - 9)
Polio	4	may enter with 3 doses if #3 was given at/after age 4
MMR	2	
Hepatitis B	3	
Varicella/Chickenpox	2	2 doses at least 28 days apart (prefer 3 mo. apart) - or history of disease by health provider, or lab test

Taken from <http://www.co.larimer.co.us/health/chs/immschool.asp#K>

What schools offer a full-day kindergarten program? All schools in PSD offer full-day programs.

What schools offer half-day programs? Most schools offer half-day programs; ask at the school you're considering if you would like half day.

Is there a cost for full-day and what is that amount? Yes, there is usually a cost for full-day kindergarten. Please contact the school your child will attend for more information. There may be scholarships available.

What is the age requirement for kindergarten? Children must be 5 years old on or before **September 15** of the year they will attend school.

How do I know which school is my neighborhood school?

Visit www.psdschools.org/school-resources/school-locator or call 490-3232.

Where do I register my child for school?

Register your child at your neighborhood school or, if your child has identified needs, at the PSD Center Services school you've been informed your child should attend. If you're choosing to go through the School Choice process, you must still register your child at their neighborhood school.

How will my child get to kindergarten?

District transportation is provided for elementary students who live one mile or more away from school. Half-day students are only provided transportation one way, (to school for morning kindergarten and from school for afternoon kindergarten). Round-trip transportation is the responsibility of the parents for School Choice students.

What is School Choice? Whether you're choosing a neighborhood school outside your boundary area or specialized school, PSD's School Choice program allows you to select the school that best fits your child's educational needs, on a space available basis. Round-trip transportation is the responsibility of the parents for School Choice students. To find out more about School Choice visit the PSD website. (www.psdschools.org/academics/educational-choices) Registration for School Choice is done online through the district's website.

School Registration

1. Use the School Locator on the PSD website, www.psdschools.org/school-resources/school-locator, to determine which school serves your neighborhood.
2. What to bring: Gather immunization records (or a signed exemption statement of religious or personal objection), and emergency contact information. In addition, a birth certificate is required for kindergartners and you must bring proof of address, such as a lease, or water bill.)
3. Call the school; they will walk you through the registration process, and give information about any applicable registration/Kindergarten Information Nights.

Families who do not have computer access can visit any PSD school or the district office, 2407 LaPorte Avenue, Fort Collins, to apply.

If you have a preschool-aged child, please call 490-3204 for application information!

Kindergarten

- * Children must be 5 years old on or before **September 15**.
- * Attend the Kindergarten Information Night at the school(s) of your choice to learn about their program and meet their teachers.
- * Kindergarten registration begins the second Thursday in February.

Check the PSD website, www.psdschools.org, for the schedule and registration information.

School Choice

School Choice Applications are based on space availability for enrollment in kindergarten – 12th grade. Round-trip transportation is the responsibility of the parents for School Choice students.

School Choice Application

Visit the School Registration page of the PSD website, www.psdschools.org/academics/educational-choices, and review the following:

- School Choice Timeline (Elementary and Secondary)
- School Choice Policy

Access the online application via the district website at www.psdschools.org/academics/educational-choices under the School Registration link.

Rules to Remember

School of Choice applications are not considered on a first-come, first-served basis.

If your child is entering kindergarten, you *must* register your child with your neighborhood school in February in addition to completing a School Choice Application.

Once a student is accepted into school of choice, they are eligible to attend through all grades offered at that school.

Choosing a school is similar to choosing a new car or a home. Please see Parent Pages for helpful worksheets on choosing and visiting schools.

Registered for Kindergarten... Now What???

Thank you for registering your child.
Congratulations on completing this important
step in your child's educational process!

After you have registered:

- 1. Save a copy of the registration forms you submitted.** Keeping them with this notebook is a great way to stay organized.
- 2. Keep this notebook handy throughout the year for:**
 - * tips for learning at home
 - * organizing timeline and important information
- 3. If you've filled out a School Choice Application,**
 - * watch for your child's school assignment notice
 - * call the school for a timeline of notification
- 4. Get ready to start school!** The staff at your child's school will contact you with more information about open houses and other opportunities to welcome you to the school community.

Scholarships are available for qualifying children to attend kindergarten all day. For more information, please contact your school or visit www.psdschools.org/kindergarten.

Now that you know what school your child will be attending, use this handbook to help you organize all the information about your school in one place. Please see the Parent Pages for a worksheet called "Key People at School" to help you keep a list of important phone numbers handy.

Section Two: Kindergarten Readiness – Parent Pages

How to use the Parent & Child Pages

The following pages are designed to help you make sure your child is ready for kindergarten.

PARENT PAGES

Choosing a School (pages 9-10)

PSD has MANY choices for your child's education. Doing some research ahead of time will help you make better choices for your child. Fill out this form to help you decide the best place for your child's education.

School Visit Worksheet (pages 11-14)

Taking time to visit the school your child will attend will help ease the anxiety of this new environment. Take this form along with you as you visit the school you'd like your child to attend. Don't be afraid to ask the tough questions.

Preparing for a Successful Transition to Kindergarten (page 15)

A big part of successful transition is starting early with new routines and discussion about school. Use this page to help guide your planning and discussion.

Learning at Home (pages 16-17)

Use these pages to focus this year on engaging with your child to build school readiness skills.

Key People at School (page 18)

This page is designed to help gather all the phone numbers and contact information for your child's school in one place. With a little research ahead of time, the important contacts will be at your finger tips.

CHILD PAGES

Look What I Can Do! (pages 19-20)

Read through these pages with your child. Once they've met the school readiness goal, have them color in a leaf.

All About Me (pages 21-24)

Take time to fill this book out with your child. Have your child take it to their kindergarten teacher on the first day of school.

Ernie Coloring Pages (pages 25-30)

Fun pages for your child to color. Coloring is the first step to better handwriting and fine motor control.



Choosing the Right Kindergarten

How do you pick the best school for your child?

This worksheet provides you with questions to consider as you choose a school for your child.

Remember, you are looking for a school that will make the educational experience for your child and you as rewarding as possible.

Write Down Five Things That Are Most Important to You

Think of what is most important to you and your child's education. As you go through the selection process, you may want to add to and revise your list.

1. _____

2. _____

3. _____

4. _____

5. _____

Choosing a school is much like buying a new house or car.

If you were looking to buy a car, vacuum cleaner, or refrigerator, you could talk to friends and family and find information on the Internet, in consumer magazines, or in other published resources.

Similarly, when choosing a school, you may also have to make phone calls and collect written material from different schools to get the information you need. Start your search by thinking about your child. After all, you know your son or daughter better than anyone else does.

Your Child's Needs

You are your child's first teacher. You know them best! Take time to think about how they learn.

What type of environment does your child do best in? Think about structure and schedule.

Does your child need more challenging work or a more creative environment?

Does your child generally need extra help or more time to complete a task?

Does your child need an English Language Acquisition (ELA) Program?

Choosing the Right Kindergarten *continued*

How Does Your Child Learn Best?

Does your child learn best by seeing how things work?

By reading about how something works?

By listening?

By participating in discussions?

Location of School

Do you want your child to go to a school within walking distance of your home?

How far are you willing to have your child bused? Does your child have special busing needs? *Refer to "How will my child get to Kindergarten" in the Frequently Asked Questions in this handbook.*

How far are you willing to drive your child to school?

Does your child want to be in a school with his or her friends?

Do you want your child to go to a school near your after-school care?

Near where you work?

Near a close relative?

Curriculum

Do you want a school that has a special focus or theme for teaching the curriculum?

Does your child have special learning needs? What are some supports the school should have to accommodate those needs?

What particular approaches to teaching and learning are you hoping the school will have in place? (e.g., group projects, individual performance, frequent testing)?

This worksheet was adapted from the United States Department of Education's Choosing a School for Your Child booklet. www.ed.gov/about/offices/list/oii

What Should You Look For When Visiting A School?

School: _____ **Address:** _____

Principal: _____ **Phone number:** _____

Website: _____

Consider the whole school. It is important to look beyond the kindergarten classroom when choosing the most appropriate elementary school for your child. Here are some guiding questions to help you look at the school as a whole.

Number of classes per grade (How many 1st grade classrooms?):

Total # of children in the school:

Class size and teacher/student ratio:

Are there any aides, volunteers, student teachers?

Hours of the school day:

What is the school's mission statement?

Does the school have any specialties or curriculum enrichment?

What are your observations about the following:

Facilities (this may include the playground, gym, cafeteria/auditorium, library):

School appearance and atmosphere?

The principal and/or assistant principal?

The office staff?

The teachers?

What Should You Look For When Visiting A School? *continued*

What after-school programming is offered? (Don't forget to ask about cost, hours, transportation.)

What is the school's discipline policy or strategies?

What is the school's level of diversity?

Others questions I need to follow up on:

Is there an English Language Acquisition (ELA) Program?

What are the school's opportunities for parental involvement?



What Should You Look For When Visiting A School? *continued*

Some schools offer times to visit kindergarten classrooms. Please contact the school to find out if and when visiting time is offered there. When visiting classrooms that are in session, please be mindful that the first role of the teacher is to attend to the students enrolled in the classroom. Hold questions for breaks in the school day, or compose a list to ask during an open house event or at Kindergarten Orientation/Information Night.

During your visit, keep in mind that the kindergarteners you are seeing have developed a great deal since September. Your child will not be expected to start kindergarten in the fall performing at the same level of what you may be observing. Take a deep breath and enjoy your experience.

With your child in mind, think about the following areas as you observe the classroom:

The language used by the teacher:

Are directions stated clearly in a way that most of the children are able to understand?

Note how much time children are given to process and follow through on instructions.

The language used by the children:

How long are their sentences?

What types of words do they use and understand?

What Should You Look For When Visiting A School? *continued*

Behavior of the children:

How are children interacting with each other?

How long might my child be expected to sit still in a group?

What does the teacher do to assure that all children are engaged and able to access and participate in the lesson?

How much independence is expected? (i.e., When going to the bathroom? In caring for materials?)

What are the roles/expectations for parents, teachers, support staff?

Classroom Environment:

What type of work is being completed by the children?



Preparing for a Successful Transition to Kindergarten

Some suggested activities for helping your child say “good-bye” to their Preschool or Early Child Care Center include:

In August, start a “count down” calendar to the first day of kindergarten.

- * Make a paper chain representing the days until school begins. Taking off a link each day can make the passage of time real to your child.
- * Use a regular calendar and mark off each day.

Consider any logistical changes the transition will create.

Will your child need to leave earlier or later in the morning? Will there be a bus? Will you drive or walk to school? How will kindergarten change your family’s existing schedules?

Practice new routines.

- * Have a set wakeup and bedtime time each day. Know what time your child needs to wake up for kindergarten (start waking up at that time over the summer). According to the American Pediatric Association, children five and six years of age need 10-11 hours of sleep each night (i.e. if you need to start the day at 6:30 a.m., the latest bedtime for your child should be 8:30 p.m.).
- * Lengthen the day without naps (there is no nap time in kindergarten and your child needs to be prepared for this if they are attending full-day kindergarten).
- * Drive, walk, or ride that new route to school.

- * Discuss the new school schedule and expectations for (eating, playing, learning, etc...).
 - go to the library to check out children’s books that talk about kindergarten (The Night before Kindergarten, Ms. Bindergarten Gets Ready for Kindergarten and other back to school topics your librarian is able to suggest)

Once your child begins school, get involved in the school and classroom:

- * Ask about family involvement opportunities the school offers.
- * Ask about volunteer opportunities in the school and classroom (if you plan to volunteer at your child’s school, you **MUST** register on the PSD website first)
- * Attend workshops or family nights.
- * Join the parent association such as Parent/Teacher Organization (PTO), School Accountability Committee (SAC), and/or Student Success Team (SST)



Learning at Home

Families are so busy - it's hard to find extra time, but little changes add up.

Children Begin Learning at Home You count! You and your family are the first people in a child's life to:

- * appreciate who they are and what they do
- * to encourage curiosity
- * communicate family values
- * establish a strong foundation for learning that lasts a lifetime

Young children are more likely to thrive in school when...

- * they know lots of words
- * are able to express their ideas and needs

Spending time talking and playing with your child helps...

- * increase their vocabulary
- * makes them feel good about themselves
- * helps them begin school eager and ready to learn

Play to Help Your Child Learn These activities have no-cost, no calories and require no batteries!

Just 20 minutes a day makes a big difference.

TALK

Talk often to your child!

Listen carefully to what he/she says. **Tell stories and jokes.**

Activity: Once Upon a Time

- * Tell a story about yourself.
- * Tell about your grandparents.
- * When your child hears you talk they learn new words.
- * Your stories help them love stories!
- * Ask him/her to tell you a story.

PLAY

Let your child have plenty of playtime.

Playing encourages the use of imagination, practicing language and having fun.

When you play with your child, it's a great time for the whole family to share words and ideas.

GO PLACES

When you go places, there are lots of new things to talk about.

Remember what is routine for you is probably new to your child.

Activity: Driving in the Car

- * Turn off the radio and have a conversation with your child.
- * Describe what you see out the window.
- * Sing songs.
- * Ask questions about what your child can see.
- * Be sure to listen.

Learning at Home *continued*

Activity: Let's Pretend

- * Play pretend with your child.
- * Act out events that interest them.
- * Pretend to have a birthday party, go to a restaurant, fly in a plane, go swimming or sledding.
- * Remember, it is just pretend.

DRAW OR "WRITE"

Drawing and scribbling are the beginning stages of writing. This helps develop fine motor skills and their imagination.

- * Have your child "write" their own shopping list, even if it is just scribbles. Use anything you have, plain or recycled paper and crayons or washable markers.
- * Make pictures and pretend to write.

Activity: I Spy

You can play this anywhere, while shopping, driving or reading the newspaper.

- * Pick a letter from your child's name and see if you can find it.
- * Pick a color and see if they can find an object in that same color.
- * Pick a number and have your child find that many items.

READ

The more books your child reads, the more successful they'll be in school. Set the example for lifelong reading.

- * Books don't have to be new to be great.
- * Ask relatives and friends to give books as presents.
- * Pick up books at a yard sale.
- * Go to the library.
- * Talk about the pictures in the books.
- * Show children how to use books by showing them how to turn pages gently and handle them with care.

Make a commitment to read to your child every day! Anytime of the day works. It WILL be the most important 20 minutes in your day.

Activity: My Favorite Part

After reading a book, talk with your child about each of your favorite parts of the story. Ask them about their favorite part.

To learn more about child development and for resources, please visit:

www.eclkc.ohs.acf.hhs.gov/hslc/tta-system/family/for-families

www.families.naeyc.org

www.zerotothree.org/early-learning/brain-development

www.mayoclinic.org/healthy-lifestyle/childrens-health/basics/childrens-health/hlv-20049425

www.schoolfamily.com

Key People at School

As your child moves to elementary school, there will be several new people to get to know. Provided below are spaces for you to record names and phone numbers.

Position	Name	Phone Number	E-mail Address
Principal			
Office Manager			
Nurse			
Counselor			
Kindergarten Teachers			

Other important people you might need to know...

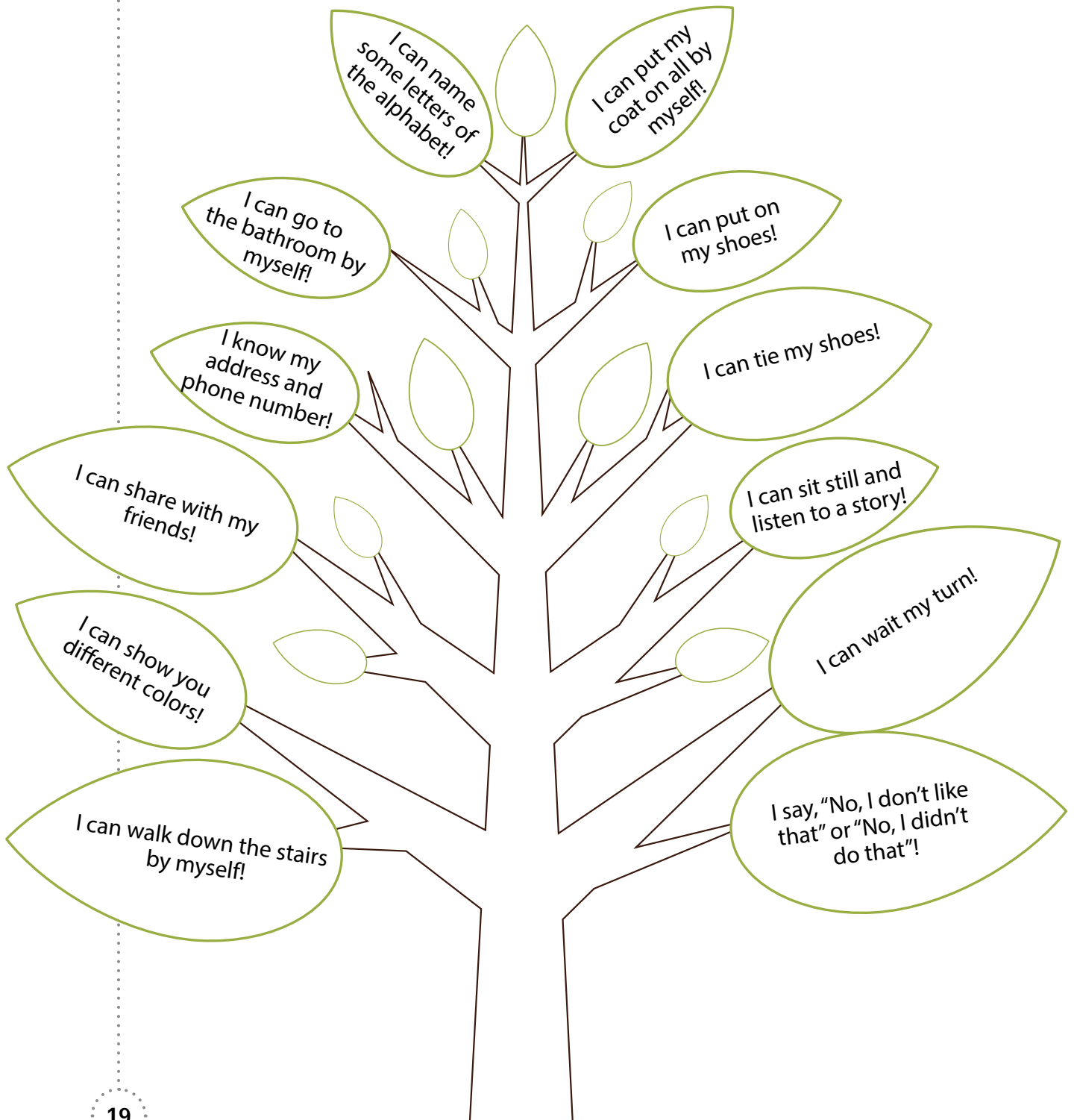
Special Education Admin.			
Special Education Teacher (s)			
Speech/Language			
Occupational Therapist			
Title 1 Teachers			
Art Teacher			
Music Teacher			
PE Teacher			
Librarian			
Preschool Teacher			
Parents at child's school			

Section Three: Child Pages



Look What I Can Do!

Put a mark or color the things that you can do.



Look What I Can Do! *continued*



I can count to 10!

I can read a book or look at the pictures in a book!

I can cut with scissors!

I can show you something that is the same!

I can hold a crayon or pencil like my parents!

I can show you something that is different!

I clean up when I'm finished playing with my toys!

I can use words to tell you what I need!

I can recognize and spell my name!

I can show you something that is big and something little!

I can write my name!

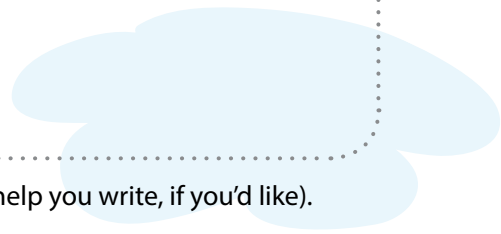
I understand words like: under, over, above, in front, etc...!

All About Me

Parents, please allow your child to complete this worksheet on their own, as much as possible. Your child may use pencil, crayons, or markers to fill out this worksheet.

My name is

This is a picture of my family.



These are the people who are in this picture. (Ask an adult to help you write, if you'd like).

All About Me *continued*

Things that I like and enjoy...

Favorite Colors



Preferred Foods



Favorite Books

Animals I enjoy



Some things I'm afraid of are...

All About Me *continued*

When I get upset, this calms me down...

My favorite activity to do with my family is...

One thing you should know about me is...


All About Me *continued*

These are the letters I can write...

These are the numbers I can write...


These are the shapes I can draw...

Ernie Coloring Pages



Ernie Coloring Pages *continued*

Fill Ernie's Boxcar with pictures of things you and your family do to stay healthy.




Ernie Coloring Pages *continued*

Fill Ernie's Boxcar with pictures of things you and your family do to stay safe.




Ernie Coloring Pages *continued*

Fill Ernie's Boxcar with pictures of all the people you know and love.

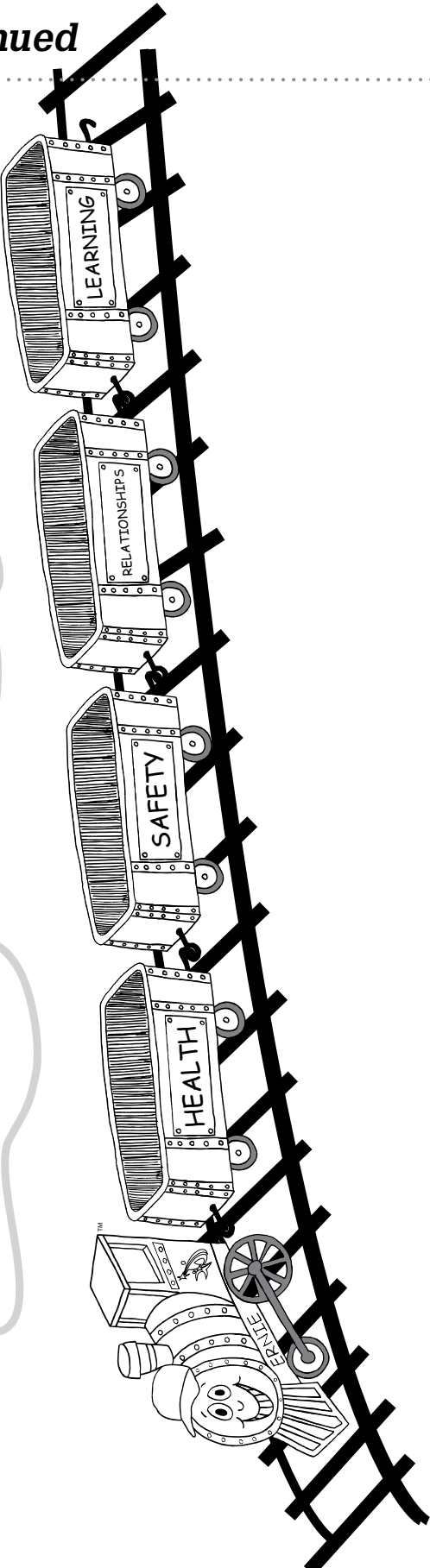


Ernie Coloring Pages *continued*

Fill Ernie's Boxcar with pictures of things you know and like to learn about.



Ernie Coloring Pages *continued*



Important Numbers to Know

Early Childhood

- 1 Early Childhood Main Office 490-3160
- 2 Early Childhood Enrollment 490-3204

Elementary Schools

- 3 Bacon 488-5300
- 4 Bauder 488-4150
- 5 Beattie 488-4225
- 6 Bennett IB World School 488-4750
- 7 Bethke 488-4300
- 8 Cache La Poudre (CLP) 488-7600
- 9 Dunn IB World School 488-4825
- 10 Eyestone 488-8600
- 11 Harris Bilingual 488-5200
- 12 Irish 488-6900
- 13 Johnson 488-5000
- 14 Kruse 488-5625
- 15 Lab School for Creative Learning 488-8260
- 16 Laurel School of Arts & Technology 488-5925
- 17 Linton 488-5850
- 18 Livermore 488-6520
- 19 Lopez 488-8800
- 20 McGraw IB World School 488-8335
- 21 O’Dea Core Knowledge 488-4450
- 22 Olander School for Project-Based Learning 488-8410
- 23 Putnam School of Science 488-7700
- 24 Red Feather 488-6550
- 25 Rice 488-8700
- 26 Riffenburgh 488-7935
- 27 Shepardson 488-4525
- 28 Stove Prairie 488-6575
- 29 Tavelli 488-6725
- 30 Timnath 488-6825
- 31 Traut Core Knowledge 488-7500
- 32 Werner 488-5550
- 33 Zach Core Knowledge 488-5100

Middle Schools

- 1 Blevins 488-4000
- 2 Boltz 472-3700
- 3 Cache La Poudre 488-7400
- 4 Kinard Core Knowledge 488-5400
- 5 Leshar IB World School 472-3800
- 6 Lincoln IB World School 488-5700
- 7 Polaris Expeditionary Learning 6-12 488-8260
- 8 Preston 488-7300
- 9 Webber 488-7800
- 10 Wellington 488-6600

High Schools

- 1 Centennial 488-4940
- 2 Fort Collins 488-8021
- 3 Fossil Ridge 488-6260
- 4 Polaris Expeditionary Learning 6-12 488-8260
- 5 Poudre 488-6011
- 6 Poudre Community Academy 490-3295
- 7 Rocky Mountain 488-7023

Online Learning

- 1 PSD Online Academy K-12 490-3086

Charter Schools

- 1 Liberty Common 482-9800
- 2 Ridgeview Classical 494-4620
- 3 Fort Collins Montessori School 631-8612
- 4 Mountain Sage Community School 568-5456

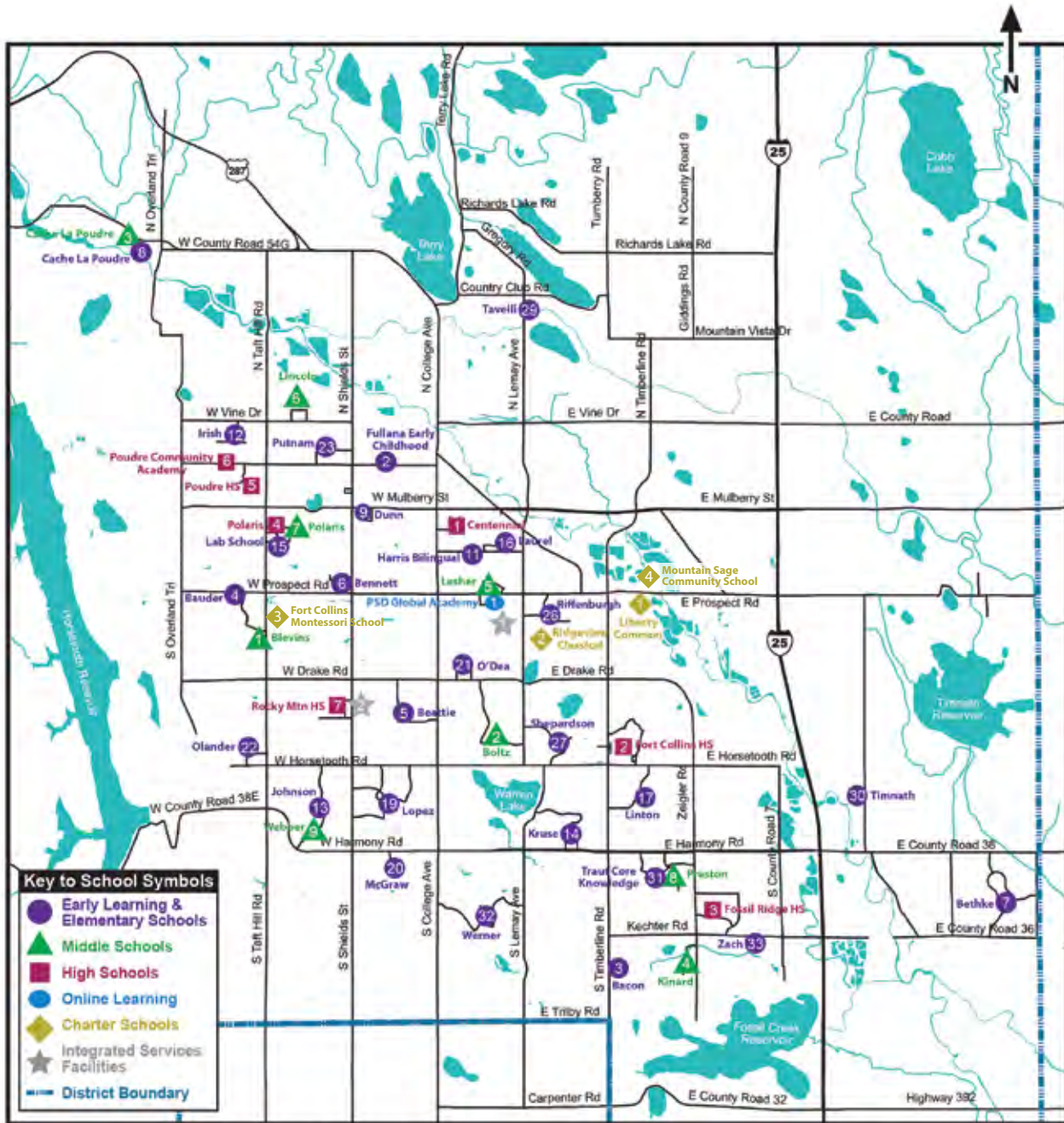
District Numbers

- Administrative Offices 482-7420
- Asst. Superintendent, Elementary 490-3302
- Asst. Superintendent, Secondary 490-3201
- Academic/Immunization Records 490-3142
- Athletics 490-3106
- Bilingual Education 490-3081
- Board of Education 490-3607
- Boundaries/Attendance Areas 490-3232
- Building/Facility Rental 490-3333
- Bus Routes 490-3232
- Career Education 490-3652
- Child Nutrition 490-3557
- Communications 490-3427
- Curriculum, Instruction & Assessment 490-3664
- Dropout Options 490-3239
- Early Childhood Programs 490-3204
- Emergencies 490-3333
- Foundation/PSD Closet 490-3292
- Gifted Education 490-3076
- Home School/Homebound 490-3178
- Human Resources 490-3488
- Partnerships & Volunteers 490-3208
- School Choice 490-3543
- School Information 490-3201
- Special Education Services 490-3233
- Special Ed. Student Records 490-3004
- Superintendent of Schools 490-3607
- Transportation 490-3232

transportation@psdschools.org

★ = Schools that offer Early Childhood!

Map of Schools



Mountain Schools (from Fort Collins)

- 15 Livermore:** Take US-287 N (LaPorte Bypass - Laramie, WY exit); go 16.5 miles to Livermore. Turn left on Red Feather Lakes Road (CR 74E); school site is located on the right.
- 24 Red Feather:** Take US-287 N (LaPorte Bypass - Laramie, WY exit); go 16.5 miles to Livermore. Turn left on Red Feather Lakes Road (CR 74E); continue 24 miles; turn slight right onto Creedmore Lakes Road (CR 73C); go .5 miles to school site.
- 26 Stove Prairie:** Take US-287 N, continue straight to go onto CR-54G/Old US 287. Turn left on Rist Canyon Road (CR-52E); go 13.2 miles to school site.