


# Kindergarten, Here We Come!

Poudre School District's Guide  
to Entering Kindergarten





# Table of Contents

Letter to Families .....	1
Going to Kindergarten .....	2
Is Your Child Ready for School? .....	3
Kindergarten Transition Timeline .....	4
Going to Kindergarten FAQ .....	6
School Registration .....	8
Registered... Now What???	9
Learning at Home .....	11
Moving On & Saying Goodbye .....	13

## Parent Pages:

How to Use Parent & Child Pages .....	14
Choosing the Right Kindergarten .....	15
What Should You Look For When Visiting A School? .....	17
Key People at School .....	21
Important Numbers to Know .....	34
Map of Schools .....	35

## Child Pages:

Am I Ready for Kindergarten? .....	22
All About Me .....	24
Ernie Coloring Pages .....	28

Please contact Mandy Wilson with questions or support in how to use this handbook:  
**(970) 490-3077 | [awilson@psdschools.org](mailto:awilson@psdschools.org)**

# Letter to Families

## Dear Early Childhood Parent,

It is time for kindergarten!! Your child will be transitioning from his/her preschool experience and into elementary school. This is an exciting time, but one filled with many questions and new learning opportunities for both you and your child. The Early Childhood Program has many staff, such as teachers, family mentors, program specialists, and administrators, who are prepared to support your family during this new experience in your child's life.

As educators and parents, we know that a smooth transition to kindergarten is an essential part of your child's academic experience. There are three keys to a successful transition to kindergarten, they are:

1. Building a collaborative relationship with the elementary school, kindergarten teachers, and school principals.
2. "Knowledge is Power": Parents need to be knowledgeable of the process, timeline and paperwork needed in January and February 2011.
3. Communication of next steps that need to be taken with your child to build academic, social and emotional awareness as they approach the transition into kindergarten, August 2011.



The Early Childhood Transition Committee has developed this new "Kindergarten Transition" handbook that will support you during the transition process to ensure you have all the tools for both you and your child to be successful in kindergarten. The steps in the book are important for each parent (guardian) to follow to learn more about kindergarten and how to register your child.

While this time can be very exciting, it can be overwhelming as well. I encourage you to attend the Kindergarten Informational Meetings around the District in January, and gain as much information as you can in order to choose the right school for your child. If you have questions please feel free to contact your child's teacher, family mentor or myself for additional support.

Regards,

Kimberly Bloemen  
Early Childhood Program Director  
Poudre School District  
(970) 490-3195

# Going to Kindergarten

**It's hard to believe that it is time to start planning for kindergarten, but it is!**

There will be changes as your child leaves their preschool program and enters elementary school. This can be a time of both excitement and concern for both you and your child.

Preparing children for change is important, so they can be successful in their next environment.

**Important kindergarten skills include:**

**Social skills ... taking turns, greeting friends, sharing toys and materials**

**Behavioral skills... sitting quietly for a story, raising hand to talk**

**Work skills ... holding a pencil, coloring independently, writing their name**

**Communication skills ... asking for help, expressing feelings**

**Self-management skills ... going to the bathroom, getting a drink, zipping coat**

These skills are not required before entering kindergarten, but children who practice these skills are more successful when moving into kindergarten.

Building relationships is another way to help ease the change into kindergarten. A relationship with the school staff and teachers will help you and your child feel more comfortable. A relationship with other children at the school creates friendships.

**Transition is the PROCESS of changing from one place to another.**

**What We Know About Transition and Changes**

- Transition is a lifelong process.
- Good transitions require planning.
- Good transitions require trust.
- Good transitions require communication.
- Good transitions encourage and support children.



# Is Your Child Ready for School?

In connection with the Colorado Department of Education's definition of school readiness, Poudre School District has defined four areas of school readiness for children entering kindergarten:

Language and Literacy Development

Social and Emotional Development

Physical Well-Being

Family Support and Parent Education

Being ready for school comes from the variety of experiences prior to kindergarten. A high-quality early childhood education, whether provided by family or a formal program, increases a child's ability to succeed in school.



Children are ready for a successful transition to school when:

- \* Any possible health concerns have been detected and addressed.
- \* A child's enthusiasm, curiosity and persistence toward learning is encouraged.
- \* A child is effective at communicating emotions such as frustrations, anger, joy and general needs.
- \* A child is able to get along well with others, both in playing and everyday activities.
- \* A child can demonstrate early reading skills.
- \* A child has general knowledge about the world, things, places, events and people.

Each child grows at their own rate. By reinforcing the skills listed above every child can be successful in kindergarten.

# Kindergarten Transition Timeline

Done!



When you've finished a task, color in the circles with your child. This will help start the conversations about kindergarten.

## September

(two years prior to start)

Talk to your preschool teacher about the skills your child needs to strengthen before kindergarten.

Done!

## September-August

Read to your child each day.

Done!

## October

(one year prior to start)

Talk to your child about kindergarten and going to elementary school.

Done!

## November

Find out more about your neighborhood school and others in the area. To find your neighborhood school visit [pdschools.org](http://pdschools.org).

Done!

## January

Attend the district Open Houses to learn about school choices for your child.

Done!

## January

Visit the school where your child will be attending kindergarten, take a tour of the building.

Done!

## January

Establish a schedule at home, time to wake up, time to go to sleep.

Done!

## January

Make sure vaccinations are up to date.

Done!

## January – February

Attend Kindergarten Open House.

Done!

## January – February

Fill out a School Choice Application. (Only if your child will not be attending their neighborhood school.)

Done!

## January - August

Practice skills that need to be strengthened before kindergarten.

Done!

## February

Register for kindergarten at your neighborhood school.

Done!

## March

Visit the kindergarten classes at your child's school.

Done!

# Kindergarten Transition Timeline *continued*

Done!



**April**

Attend Kindergarten Orientation.

Done!

**May**

Introduce yourself to the principal of the school your child will be attending.

Done!

**April**

Plan your child's transportation to and from school.

Done!

**May**

Visit the school your child will be attending... play on the playground together.

Done!

**May**

Ask the office at your child's school for a summer practice packet.

Done!

**May, June, July**

Take your child to the public library for summer activities.

Done!

**May**

Find out if your school will be doing any special events this summer.

Done!

**July**

Buy school supplies – check local stores for school supply lists.

Done!





# Going to Kindergarten Frequently Asked Questions

## What do I need to bring to kindergarten registration?

Bring your child's:

- \* Birth certificate (original or certified copy preferred)
- \* Emergency contact information
- \* Immunization records

## What immunizations are required for kindergarten enrollment?

Vaccine	Shots	Notes
DTP/DTaP/ DT/Td	5	may enter with 4 doses if #4 was given at/after age 4. ("P" pertussis is not required when age 7 - 9)
Polio	4	may enter with 3 doses if #3 was given at/after age 4
MMR	2	
Hepatitis B	3	
Varicella/ Chickenpox	2	2 doses at least 28 days apart (prefer 3 mo. apart) - or history of disease by health provider, or lab test

Taken from <http://www.co.larimer.co.us/health/chs/immschool.asp#K>

## What schools offer a full-day program?

All schools in PSD offer full-day programs.

## What schools offer half-day programs?

All schools offer half-day programs EXCEPT Harris, Irish, Lab School, Laurel and Putnam.

## Is there a cost for full-day and what is that amount?

Yes, there is usually a cost for full-day kindergarten. Please contact the school your child will attend for more information. There may be scholarships available.

## What is the age requirement for kindergarten?

Children must be 5 years old on or before September 15 of the year they will attend school.

## How do I know which school is my neighborhood school?

Visit <http://eweb.psdschools.org/schools/schoollocator.aspx> or call 490-3232.

## Where do I register my child for school?

Register your child at their neighborhood school. If you're choosing to go through the School Choice process, you still must register your child at their neighborhood school.

## How will my child get to kindergarten?

District transportation is provided for elementary students who live one mile or more away from school. Half-day students are only provided transportation one way, (to school for morning kindergarten and from school for afternoon kindergarten). Round-trip transportation is the responsibility of the parents for School Choice students.

## Going to Kindergarten FAQ *continued*

### What is School Choice?

Whether you're choosing a neighborhood school outside your boundary area or specialized school, PSD's School Choice program allows you to select the school that best fits your child's educational needs, on a space available basis. Round-trip transportation is the responsibility of the parents for School Choice students. To find out more about School Choice visit the PSD website. (<http://www.psdschools.org/academics/educational-choices>)

### Does my child have to attend kindergarten?

Kindergarten attendance is optional in the State of Colorado.

### At what age does a child have to attend school?

A child does not have to attend school until his/her sixth birthday.

### How can I prepare my child for kindergarten?

By reading this handbook, you are already preparing your child for kindergarten. Some other ways you can help your child prepare for kindergarten are:

- \* Help them practice writing their name
- \* Practice recognizing numbers, shapes, and colors
- \* Practice recognizing the letters of the alphabet
- \* Prepare your child to be independent and take care of their own needs (bathroom, drinks, food, etc.)
- \* Read to your child every day!
- \* Provide access to a wide variety of books, either at home or through the public library



# School Registration

1. Use the School Locator on the PSD website, [www.psdschools.org](http://www.psdschools.org), to determine which school serves your neighborhood.
2. Gather immunization records (or a signed exemption statement of religious or personal objection), and emergency contact information. In addition, a birth certificate is required for new kindergartners.
3. Call the school; they will walk you through the registration process.

Families who do not have computer access can visit any PSD school or the district office, 2407 LaPorte Avenue, Fort Collins, to apply.

## Kindergarten

- \* Children must be 5 years old on or before September 15.
- \* Attend an information night at the school(s) of your choice to learn about their program and meet their teachers.
- \* Kindergarten registration begins the second Thursday in February.

Check the PSD website, [www.psdschools.org](http://www.psdschools.org), for the schedule and registration information.

## School Choice

School Choice Applications are based on space availability for enrollment in kindergarten – 12th grade. Round-trip transportation is the responsibility of the parents for School Choice students.

## School Choice Application

Visit the School Registration page of the PSD website, [www.psdschools.org](http://www.psdschools.org), and review the following:

- School Choice Timeline (Elementary and Secondary)
- School Choice Policy

Access the online application via the district website at [www.psdschools.org](http://www.psdschools.org) under the School Registration link.

## Rules to Remember

Applications are not considered on a first-come, first-served basis; they are considered based on space available. If your child is entering kindergarten, you need to register your child with your neighborhood school in February in addition to completing a School Choice Application.

Once a student is accepted into school of choice, they are eligible to attend through all grades offered.

Choosing a school is similar to choosing a new car or a home. Please see Parent Pages for helpful worksheets on choosing and visiting schools.

# Registered for Kindergarten... Now What???

Thank you for registering your child.  
Congratulations on completing this important  
step in your child's educational process!

## After you have registered:

- 1. Save a copy of the registration forms you submitted.** Keeping them in the pockets of this notebook is a great way to stay organized.
- 2. Keep this notebook handy throughout the year for:**
  - \* tips for learning at home
  - \* to help keep track of important school papers
- 3. If you've filled out a School Choice Application,**
  - \* watch for your child's school assignment notice
  - \* call the school for a timeline of notification
- 4. Get ready to start school!** The staff at your child's school will contact you with more information about open houses and other opportunities to welcome new families to the school community.

Now that you know what school your child will be attending, use this handbook to help you organize all the information about your school in one place. Please see the Parent Pages for a worksheet to help you keep a list of phone numbers handy.

# It's Time To Take a Break!



Play with your child

Take a walk

Watch a movie with  
your family

Do something  
just for you

Take a nap

Talk with a friend

Listen to music

Take a deep breath

How are you feeling now?

Source: "When I'm 3, where will I be?" A Family's Transition Workbook  
from the Illinois Birth-5 Transition Guidance Committee

# Learning at Home

**Families are so busy - it's hard to find extra time, but little changes add up.**

**Children Begin Learning at Home You count! You and your family are the first people in a child's life to:**

- \* appreciate who they are and what they do
- \* to encourage curiosity
- \* communicate family values
- \* establish a strong foundation for learning that lasts a lifetime

**Young children are more likely to thrive in school when...**

- \* they know lots of words
- \* are able to express their ideas and needs

**Spending time talking and playing with your child helps...**

- \* increase their vocabulary
- \* makes them feel good about themselves
- \* helps them begin school eager and ready to learn

**Play to Help Your Child Learn These activities have no-cost, no calories and require no batteries!**

**Just 20 minutes a day makes a big difference.**

## TALK

Talk often to your child!

Listen carefully to what he/she says. **Tell stories and jokes.**

**Activity: "Once Upon a Time"**

- \* Tell a story about yourself.
- \* Tell about your grandparents.
- \* When your child hears you talk they learn new words.
- \* Your stories help them love stories!
- \* Ask him/her to tell you a story.

## PLAY

Let your child have plenty of playtime.

Playing encourages the use of imagination, practicing language and having fun.

When you play with your child, it's a great time for the whole family to share words and ideas.

## GO PLACES

When you go places, there are lots of new things to talk about.

Remember what is routine for you is probably new to your child.

**Activity: Driving in the Car**

- \* Turn off the radio and have a conversation with your child.
- \* Describe what you see out the window.
- \* Sing songs.
- \* Ask questions about what your child can see.
- \* Be sure to listen.

## Learning at Home *continued*

### Activity: Let's Pretend

- \* Play pretend with your child.
- \* Act out events that interest them.
- \* Pretend to have a birthday party, go to a restaurant, fly in a plane, go swimming or sledding.
- \* Remember, it is just pretend.

### DRAW OR "WRITE"

Drawing and scribbling are the beginning stages of writing. This helps develop fine motor skills and their imagination.

- \* Have your child "write" their own shopping list, even if it is just scribbles. Use anything you have, plain or recycled paper and crayons or washable markers.
- \* Make pictures and pretend to write.

### Activity: "I Spy"

You can play this anywhere, while shopping, driving or reading the newspaper.

- \* Pick a letter from your child's name and see if you can find it.
- \* Pick a color and see if they can find an object in that same color.
- \* Pick a number and have your child find that many items.

### READ

The more books your child reads, the more successful they'll be in school. Set the example for lifelong reading.

- \* Books don't have to be new to be great.
- \* Ask relatives and friends to give books as presents.
- \* Pick up books at a yard sale.
- \* Go to the library.
- \* Talk about the pictures in the books.
- \* Show children how to use books by showing them how to turn pages gently and handle them with care.

Make a commitment to read to your child every day! Anytime of the day works. It WILL be the most important 20 minutes in your day.

### Activity: "My Favorite Part"

After reading a book, talk with your child about each of your favorite parts of the story. Ask them about their favorite part.

# Moving On & Saying Goodbye

Some suggested activities for helping your child say “good-bye” to their Preschool or Early Child Care Center include:

**Make a goodbye book or chart.**

- \* Include photos or drawings of their favorite parts of preschool.
- \* Include a page that has pictures or drawings of what kindergarten will be like.

**Try a “count down” calendar to the start of kindergarten.**

- \* Make a paper chain representing the days until school begins. Taking off a link each day can make the passage of time real to your child.
- \* Use a regular calendar and mark off each day.

**Consider any logistical changes the transition will create.**

Will your child need to leave earlier or later in the morning? Will there be a bus? Will you drive or walk to school? How will kindergarten change your family’s existing schedules?

**Practice new routines.**

- \* Get up earlier.
- \* Drive, walk, or ride that new route to school.
- \* Look out for new landmarks to point out to your child.

**Learn as much as you can about the school and the kindergarten classroom before your child begins.**

- \* Talk with the staff.
- \* Ask for information from the teachers.
- \* Ask for and read the school’s parent handbook.
- \* Get to know the parents of other children in the school. Visit the classroom and the school with your child.

**Once your child begins, get involved in the school and classroom.**

- \* Ask about family involvement opportunities the school offers.
- \* Volunteer in the classroom.
- \* Attend workshops or family nights.
- \* Join the parent association.





# How to use the Parent & Child Pages

The following pages are designed to help you make sure your child is ready for kindergarten.

## PARENT PAGES

### Choosing a School (page 15)

PSD has MANY choices for your child's education. Doing some research ahead of time will help you make better choices for your child. Fill out this form to help you decide the best place for your child's education.

### School Visit Worksheet (page 17)

Taking time to visit the school your child will attend will help ease the anxiety of this new environment. Take this form along with you as you visit the school you'd like your child to attend. Don't be afraid to ask the tough questions.

### Key People at School (page 21)

This page is designed to help gather all the phone numbers and contact information for your child's school in one place. With a little research ahead of time, the important contacts will be at your finger tips.

## CHILD PAGES

### Am I Ready for Kindergarten? (page 22)

Read through these pages with your child. Once they've met the school readiness goal, have them color in a leaf.

### All About Me (page 24)

Take time to fill this book out with your child. Have your child take it to their kindergarten teacher on the first day of school.

### Ernie Coloring Pages (page 28)

Fun pages for your child to color. Coloring is the first step to better handwriting and fine motor control.

**All of these pages can be printed from our website <http://www.psdschools.org/department/early-childhood>**



# Choosing the Right Kindergarten

## How do you pick the best school for your child?

This worksheet provides you with questions to consider as you choose a school for your child.

Remember, you are looking for a school that will make the educational experience for your child and you as rewarding as possible.

## Write Down Five Things That Are Most Important to You

Think of what is most important to you and your child's education. As you go through the selection process, you may want to add to and revise your list.

1. \_\_\_\_\_  
\_\_\_\_\_
2. \_\_\_\_\_  
\_\_\_\_\_
3. \_\_\_\_\_  
\_\_\_\_\_
4. \_\_\_\_\_  
\_\_\_\_\_
5. \_\_\_\_\_  
\_\_\_\_\_

## Choosing a school is much like buying a new house or car.

If you were looking to buy a car, vacuum cleaner, or refrigerator, you could talk to friends and family and find information on the Internet, in consumer magazines, or in other published resources.

Similarly, when choosing a school, you may also have to make phone calls and collect written material from different schools to get the information you need. Start your search by thinking about your child. After all, you know your son or daughter better than anyone else does.

## Your Child's Needs

You are your child's first teacher. You know them best! Take time to think about how they learn.

Does your child need a more structured environment?

Does your child need more challenging work or creative environment?

Does your child generally need extra help or more time to complete a task?

Does your child need an English Language Acquisition (ELA) Program?

## Choosing the Right Kindergarten *continued*

### How Does Your Child Learn Best?

Does your child learn best by seeing how things work?

\_\_\_\_\_

By reading about how something works?

\_\_\_\_\_

By listening?

\_\_\_\_\_

By participating in discussions?

### Location of School

Do you want your child to go to a school within walking distance of your home?

\_\_\_\_\_

How far are you willing to have your child bussed? Does your child have special busing needs?

\_\_\_\_\_

How far are you willing to drive your child to school?

\_\_\_\_\_

Does your child want to be in a school with his or her friends?

\_\_\_\_\_

Do you want your child to go to a school near your after-school care?

\_\_\_\_\_

Near where you work?

\_\_\_\_\_

Near a close relative?

\_\_\_\_\_

### Curriculum

Do you want a school that has a special focus or theme for teaching the curriculum?

\_\_\_\_\_

Does your child have special learning needs? What are some supports the school should have to accommodate those needs?

\_\_\_\_\_

What particular approaches to teaching and learning are you hoping the school will have in place? (e.g., group projects, individual performance, frequent testing)?

\_\_\_\_\_

*This worksheet was adapted from the United States Department of Education's Choosing a School for Your Child booklet. [www.ed.gov/about/offices/list/oii](http://www.ed.gov/about/offices/list/oii)*

# What Should You Look For When Visiting A School?

School: \_\_\_\_\_ Address: \_\_\_\_\_

Principal: \_\_\_\_\_ Phone number: \_\_\_\_\_

Website: \_\_\_\_\_

All parents are encouraged to visit kindergarten classrooms at least once before entering kindergarten. Please contact the school to schedule a time for a visit.

**With your child in mind, think about the following areas as you observe the classroom:**

**The language used by the teacher:**

How many steps are given at one time in the directions?

What types of words might my child be expected to understand?

**The language used by the children:**

How long are their sentences?

What types of words do they use and understand?

**Behavior of the children:**

How long might my child be expected to sit still in a group?

How much independence is expected? (i.e., When going to the bathroom? In caring for materials?)

What do you observe that promotes independence?

What are the "classroom rules"?

What is the schedule of the day?

# What Should You Look For When Visiting A School? *continued*

### Classroom Interactions:

What type of work is being completed by the children?

---

How are children interacting with each other?

---

What modifications are being used by the teacher to accommodate individual children?

---

---

---

### Roles of adults in the program:

What are the roles/expectations for parents, teachers, support staff?

---

---

---

**Decide which of these things matter to you most and fill in the blanks just for those topics.**

Number of classes per grade (How many 1st grade classrooms?):

---

Total # of children in the school:

---

Class size and teacher/student ratio:

---

Are there any aides, volunteers, student teachers?

---

Hours of the school day:

---

What is the school's mission statement?

---

---

---

Does the school have any specialties or curriculum enrichment?

---

---

---

## What Should You Look For When Visiting A School? *continued*

What are your observations about the following:

Facilities?

---

---

---

---

Playground?

---

---

---

---

Gym?

---

---

---

---

Cafeteria/auditorium?

---

---

---

---

Library?

---

---

---

---

School appearance and atmosphere?

---

---

---

---

The office staff?

---

---

---

---

The teachers?

---

---

---

---

The principal?

---

---

---

---

---

---



# What Should You Look For When Visiting A School? *continued*

What after-school programming is offered? (Don't forget to ask about cost, hours, transportation?)

---

---

---

---

---

---

---

---

What is the school's discipline policy or strategies?

---

---

---

---

---

---

---

---

---

---

What is the school's level of diversity?

---

---

Is there an English Language Acquisition (ELA) Program?

---

What are the school's opportunities for parental involvement?

---

---

---

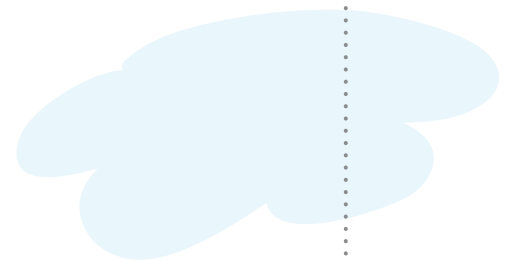
---

---

---

---

---



# Key People at School

As your child moves to elementary school, there will be several new people to get to know. Provided below are spaces for you to record names and phone numbers.

Position	Name	Phone Number	E-mail Address
Principal			
Office Manager			
Nurse			
Counselor			
Kindergarten Teachers			

## Other important people you might need to know...

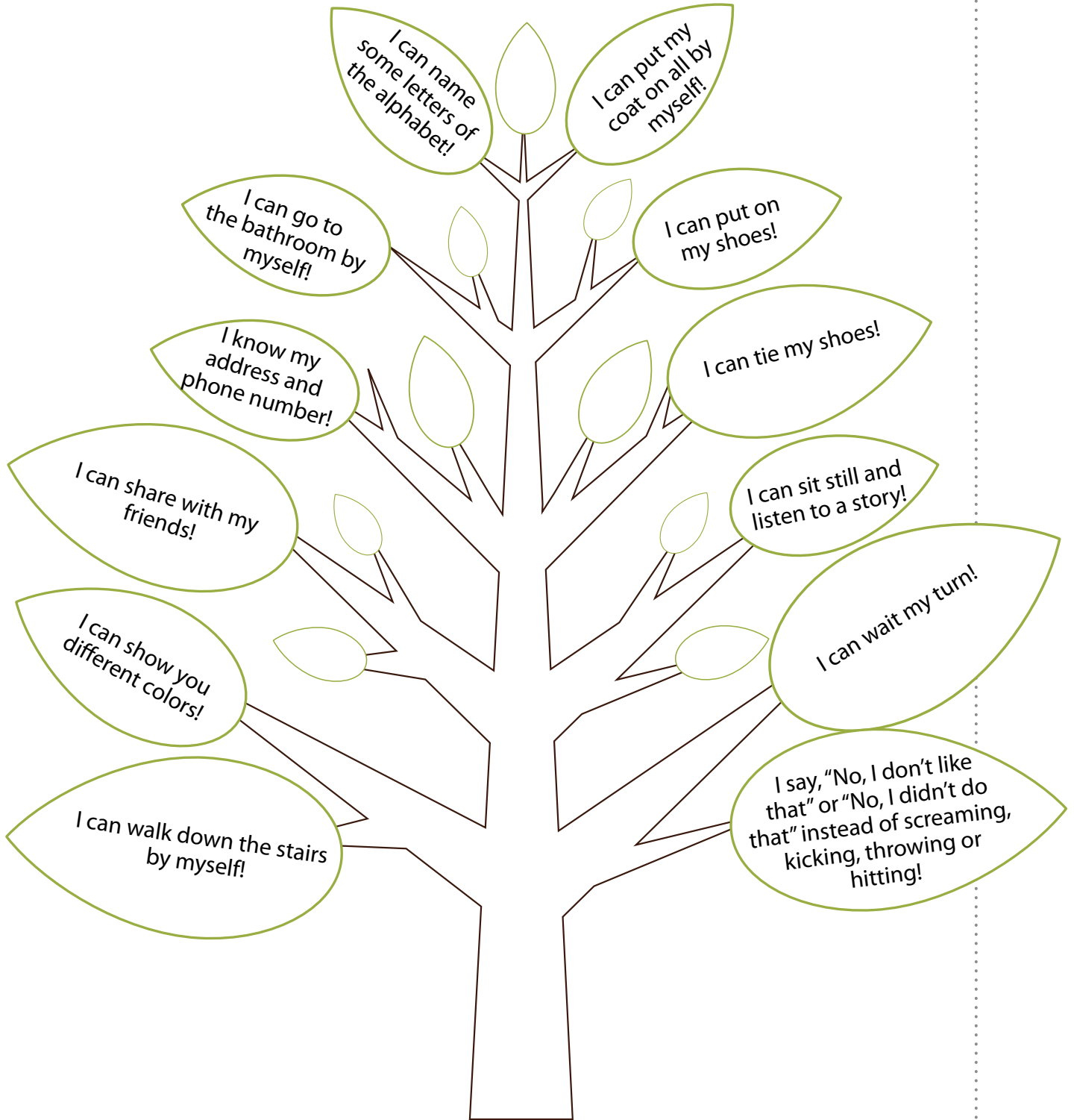
Special Education Admin.			
Special Education Teacher (s)			
Speech/Language			
Occupational Therapist			
Title 1 Teachers			
Art Teacher			
Music Teacher			
PE Teacher			
Librarian			
Preschool Teacher			
Parents at child's school			



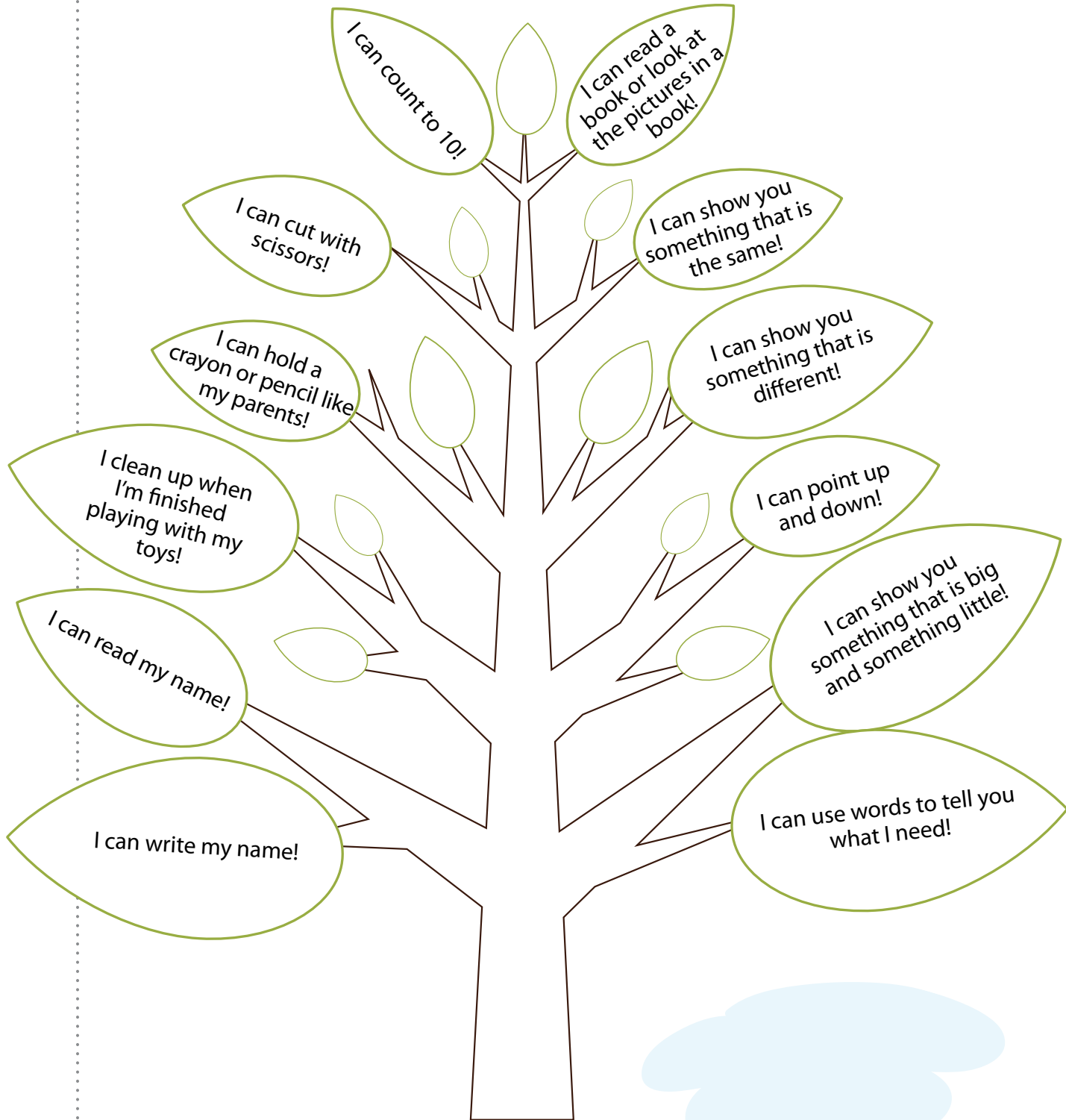
# Am I Ready for Kindergarten?



Color in the leaf when you can accomplish the task.



# Am I Ready for Kindergarten? *continued*



I can count to 10!

I can read a book or look at the pictures in a book!

I can cut with scissors!

I can show you something that is the same!

I can hold a crayon or pencil like my parents!

I can show you something that is different!

I clean up when I'm finished playing with my toys!

I can point up and down!

I can read my name!

I can show you something that is big and something little!

I can write my name!

I can use words to tell you what I need!

# All About Me

Parents, please allow your child to complete this worksheet on their own, as much as possible. You child may use pencil, crayons, or markers to fill our this worksheet.

**My name is**

**This is a picture of my family.**

These are the people who are in this picture. (Ask an adult to help you write, if you'd like).

---

---

---

# All About Me *continued*

## My favorite things...


**Colors**



**Foods**



**Books**



**Animals**



**Some things I'm afraid of are...**

---

---

---

---

---

## All About Me *continued*

**When I get upset, this calms me down...**

---

---

---

---

**My favorite activity to do with my family is...**

---

---

---

---

**One thing you should know about me is...**

---

---

---

---


**All About Me *continued***

**These are the letters I can write...**

**These are the numbers I can write...**


**These are the shapes I can draw...**

# Ernie Coloring Pages



## Ernie Coloring Pages *continued*

Fill Ernie's Boxcar with pictures of things you and your family do to stay healthy.






## Ernie Coloring Pages *continued*

Fill Ernie's Boxcar with pictures of things you and your family do to stay safe.




## Ernie Coloring Pages *continued*

Fill Ernie's Boxcar with pictures of all the people you know and love.

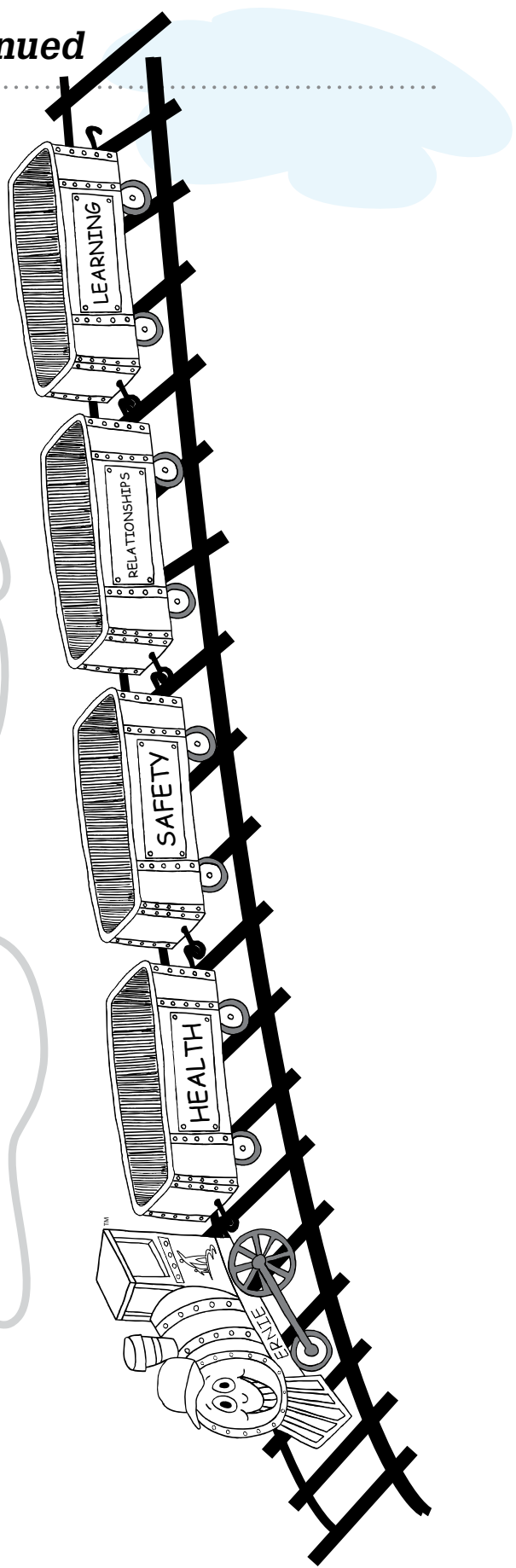


## Ernie Coloring Pages *continued*

Fill Ernie's Boxcar with pictures of things you know and like to learn about.



# Ernie Coloring Pages *continued*



# Important Numbers to Know

## Early Childhood

- 1 Barton Early Childhood Center ..... 490-3204
- 2 Fullana Early Childhood Center ..... 490-3160

## Elementary Schools

- 3 Bacon ..... 488-5300
- 4 Bauder ..... 488-4150
- 5 Beattie ..... 488-4225
- 6 Bennett IB World School ..... 488-4750
- 7 Bethke ..... 488-4300
- 8 Cache La Poudre (CLP) ..... 488-7600
- 9 Dunn IB World School ..... 488-4825
- 10 Eyestone ..... 488-8600
- 11 Harris Bilingual ..... 488-5200
- 12 Irish ..... 488-6900
- 13 Johnson ..... 488-5000
- 14 Kruse ..... 488-5625
- 15 Lab School for Creative Learning .... 488-8260
- 16 Laurel School of Arts & Technology .. 488-5925
- 17 Linton ..... 488-5850
- 18 Livermore ..... 488-6520
- 19 Lopez ..... 488-8800
- 20 McGraw IB World School ..... 488-8335
- 21 O’Dea Core Knowledge ..... 488-4450
- 22 Olander School for Project-Based Learning ..... 488-8410
- 23 Putnam School of Science ..... 488-7700
- 24 Red Feather ..... 488-6550
- 25 Rice ..... 488-8700
- 26 Riffenburgh ..... 488-7935
- 27 Shepardson ..... 488-4525
- 28 Stove Prairie ..... 488-6575
- 29 Tavelli ..... 488-6725
- 30 Timnath ..... 488-6825
- 31 Traut Core Knowledge ..... 488-7500
- 32 Werner ..... 488-5550
- 33 Zach Core Knowledge ..... 488-5100

## Middle Schools

- 1 Blevins ..... 488-4000
- 2 Boltz ..... 472-3700
- 3 Cache La Poudre ..... 488-7400
- 4 Kinard Core Knowledge ..... 488-5400
- 5 Leshar IB World School ..... 472-3800
- 6 Lincoln IB World School ..... 488-5700
- 7 Polaris Expeditionary Learning 6-12 . 488-8260
- 8 Preston ..... 488-7300
- 9 Webber ..... 488-7800
- 10 Wellington ..... 488-6600

## High Schools

- 1 Centennial ..... 488-4940
- 2 Fort Collins ..... 488-8021
- 3 Fossil Ridge ..... 488-6260
- 4 Polaris Expeditionary Learning 6-12 .. 488-8260
- 5 Poudre ..... 488-6011
- 6 Poudre Community Academy ..... 490-3295
- 7 Rocky Mountain ..... 488-7023

## Online Learning

- 1 PSD Online Academy K-12 ..... 490-3086

## Charter Schools

- 1 Liberty Common ..... 482-9800
- 2 Ridgeview Classical ..... 494-4620

## District Numbers

- Administrative Offices ..... 482-7420
- Asst. Superintendent, Elementary ..... 490-3302
- Asst. Superintendent, Secondary ..... 490-3201
- Academic/Immunization Records ..... 490-3142
- Athletics ..... 490-3106
- Bilingual Education ..... 490-3081
- Board of Education ..... 490-3607
- Boundaries/Attendance Areas ..... 490-3232
- Building/Facility Rental ..... 490-3333
- Bus Routes ..... 490-3232
- Career Education ..... 490-3652
- Child Nutrition ..... 490-3557
- Communications ..... 490-3427
- Curriculum, Instruction & Assessment .. 490-3664
- Dropout Options ..... 490-3239
- Early Childhood Programs ..... 490-3204
- Emergencies ..... 490-3333
- Foundation/PSD Closet ..... 490-3292
- Gifted Education ..... 490-3076
- Home School/Homebound ..... 490-3178
- Human Resources ..... 490-3488
- Partnerships & Volunteers ..... 490-3208
- School Choice ..... 490-3543
- School Information ..... 490-3201
- Special Education Services ..... 490-3233
- Special Ed. Student Records ..... 490-3004
- Superintendent of Schools ..... 490-3607

# Map of Schools

## Mountain Schools

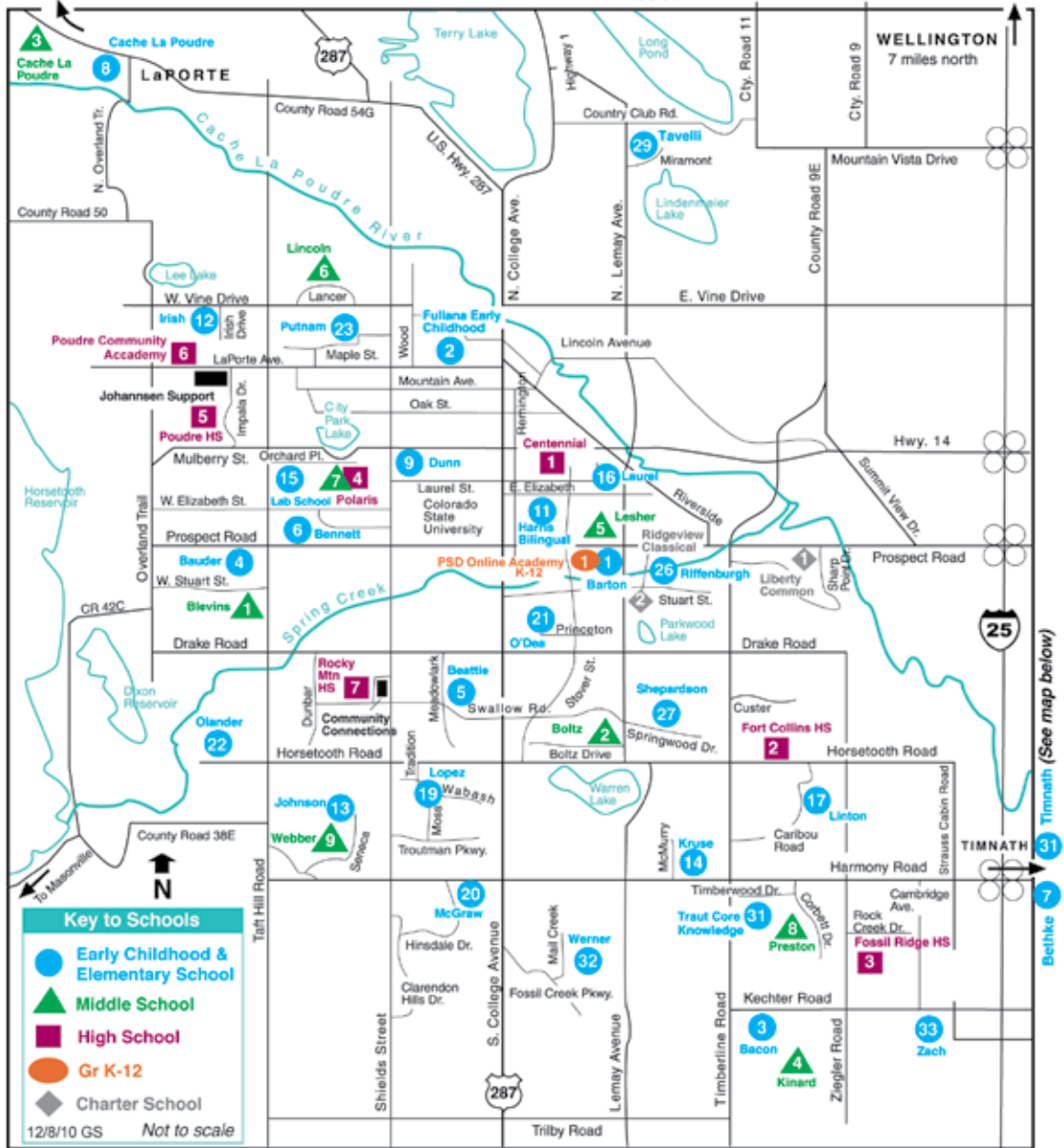
See driving directions below

- 18 Livermore, LIVERMORE
- 24 Red Feather, RED FEATHER LAKES
- 28 Stove Prairie, BELLVUE

## Wellington Schools

See map below

- 10 Wellington
- 10 Eyestone
- 26 Rice



### Mountain Schools (From Fort Collins)

**Livermore:** Take US-287 N to Laramie, WY (Laporte Bypass); go 16.5 miles to Livermore. Turn left on Red Feather Lakes Road (CR 74E); school is on the right.

**Red Feather:** Take US-287 N to Laramie, WY (Laporte Bypass); go 16.5 miles to Livermore. Turn left on Red Feather Lakes Road (CR 74E); continue 24 miles; turn slight right onto CR 73C (Creedmore Lakes Road); go .5 miles to school site.

**Stove Prairie:** Take US-287 N, stay straight to go onto CR-54G/Old US 287. Turn left on CR-52E/Rist Canyon Road. Go 13.2 miles to school site.

### Wellington Schools



### Timnath Schools

